








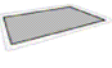
Einführungsprogramm EP

Bernerinnen

R	Name / nom	JG / Verein / section an					Total
1	Corina Massara	1999 BTV Bern	1.0 7.200	1.3 8.900	1.0 7.600	1.0 8.000	<b>31.700</b> G
2	Carina Pfulg	1998 Kutu Köniz	1.3 10.300	1.2 4.500	0.8 7.350	1.2 8.100	<b>30.250</b> S
3	Laura Mercuriali	1999 BTV Bern	1.0 7.850	1.1 5.150	1.3 8.750	0.8 8.050	<b>29.800</b> B
4	Jasmin Rosa Abreu	2000 BTV Bern	1.0 7.150	0.9 5.600	0.9 7.400	1.0 8.700	<b>28.850</b>
5	Jennifer Rauch	2000 BTV Bern	1.0 6.100	1.0 8.200	0.9 3.300	0.8 5.750	<b>23.350</b>




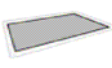
Einführungsprogramm EP

Gäste

R	Name / nom	JG / Verein / section an					Total	
1	Michelle Gull	1999 Kutu Obersiggenthal	1.0 10.500	1.0 10.350	1.5 10.400	1.8 10.700	<b>41.950</b>	G
2	Delia Sigrist	1999 Kutu Obersiggenthal	1.0 10.050	1.3 9.600	1.7 10.100	1.5 10.500	<b>40.250</b>	S
3	Joelle Hug	1999 Kutu Obersiggenthal	1.0 10.550	1.0 9.600	1.3 9.150	1.5 10.450	<b>39.750</b>	B
4	Marion Soulier	1997 Serrières	1.0 9.100	1.3 9.400	1.8 10.100	1.5 10.500	<b>39.100</b>	*
5	Delia Hottinger	1998 Windisch	1.0 8.850	1.0 9.100	1.5 9.550	1.8 10.950	<b>38.450</b>	*
6	Kim Kolly	1999 TSV Düdingen	1.0 8.650	1.0 9.300	1.8 9.800	1.5 10.300	<b>38.050</b>	*
7	Ellen Fölmli	1999 DTV Küssnacht a.R.	1.3 10.450	1.0 8.800	1.3 7.000	1.8 10.800	<b>37.050</b>	*
8	Mara Stutzer	1999 DTV Küssnacht a.R.	1.0 9.400	1.3 9.100	1.3 7.700	1.8 10.200	<b>36.400</b>	*
9	Mathilda Wuite	1999 DTV Küssnacht a.R.	1.3 10.300	1.3 8.050	1.0 7.350	1.8 10.600	<b>36.300</b>	*
10	Renée Wouters	1999 Serrières	1.3 10.450	1.0 8.450	1.0 8.050	1.5 9.300	<b>36.250</b>	*
11	Alenka Reichlin	1999 DTV Küssnacht a.R.	1.0 10.300	1.0 7.800	1.2 8.150	1.2 9.300	<b>35.550</b>	*
12	Aline Hottinger	1998 Windisch	1.3 9.650	1.2 5.800	1.5 9.700	1.5 10.250	<b>35.400</b>	
13	Vanessa Kessler	1998 FSG Sâles	1.0 9.900	1.0 6.650	1.4 8.650	1.5 9.900	<b>35.100</b>	
14	Lisa Stadler	1999 DTV Küssnacht a.R.	1.3 10.250	1.3 8.450	1.3 6.200	1.5 10.000	<b>34.900</b>	
15	Emma Nobile	1998 Serrières	1.0 9.150	1.3 8.300	0.9 7.950	1.3 9.350	<b>34.750</b>	
16	Marine Dosdoux	1998 FSG Sâles	1.3 9.300	1.0 6.750	1.8 9.600	1.0 8.800	<b>34.450</b>	
17	Lucie Oberson	1998 FSG Sâles	1.3 8.800	1.3 8.450	1.0 7.100	1.5 10.100	<b>34.450</b>	
18	Carmen Wyttenbach	1999 TSV Düdingen	1.0 8.600	1.0 7.000	1.0 8.300	1.8 10.450	<b>34.350</b>	
19	Sherine Alvarez	1999 Kutu Obersiggenthal	1.0 8.700	1.0 8.700	1.0 8.800	1.0 7.950	<b>34.150</b>	
20	Anina Buchli	1999 DTV Küssnacht a.R.	1.0 8.250	1.0 7.100	1.3 7.000	1.0 9.000	<b>31.350</b>	
21	Vanessa Horlacher	1998 Windisch	1.3 9.350	0.8 4.800	1.1 8.000	1.4 9.100	<b>31.250</b>	
22	Lara Torchella	1999 Kutu Obersiggenthal	1.0 9.350	0.8 6.350	1.0 7.250	1.2 8.250	<b>31.200</b>	
23	Thaïs Girardin	2000 Serrières	1.0 8.150	1.0 7.900	1.0 5.900	1.0 7.850	<b>29.800</b>	
24	Jenny Knecht	1999 Windisch	1.0 8.750	1.2 5.200	0.9 6.250	1.0 8.750	<b>28.950</b>	
25	Melanie Voutat	2000 Windisch	1.3 9.350	0.8 4.050	0.8 3.900	0.9 7.650	<b>24.950</b>	
26	Leandra Schärli	2000 Windisch	1.0 8.850	0.6 2.700	0.9 5.450	0.8 6.650	<b>23.650</b>	


## Programm P1

Bernerinnen

R	Name / nom	JG / Verein / section an					Total					
1	Magdalena Kälin	1997 Gym Center Emme	1.3	9.550	0.9	9.850	1.8	10.900	1.5	10.400	<b>40.700</b>	G
2	Milena Gubinelli	1997 Gym Center Emme	1.3	10.050	1.2	10.100	1.8	10.700	1.4	9.800	<b>40.650</b>	S
3	Luana Savinelli	1997 Ostermundigen	1.3	10.850	0.9	9.550	1.3	10.300	1.3	8.900	<b>39.600</b>	B
4	Sharon Marrari	1998 Gym Center Emme	1.3	10.050	1.2	9.300	1.3	10.100	1.3	8.950	<b>38.400</b>	*
5	Lisa Aebi	1998 Gym Center Emme	1.3	9.450	0.9	9.350	1.3	10.400	1.4	9.150	<b>38.350</b>	*
6	Chiara Berner	1997 Gym Center Emme	1.0	9.550	0.9	9.550	1.3	9.900	1.3	8.250	<b>37.250</b>	*
7	Alina Wallau	1998 BTV Bern	1.3	10.000	0.9	8.700	1.3	10.450	1.3	8.050	<b>37.200</b>	*
8	Selina Giger	1998 Uetendorf	1.3	10.100	1.2	9.150	1.0	8.550	1.2	8.800	<b>36.600</b>	*
9	Fiona Thomann	1998 BTV Bern	1.0	8.750	1.2	9.600	1.2	9.300	1.3	8.800	<b>36.450</b>	*
10	Anja Nyfeler	1998 Gym Center Emme	1.3	8.400	0.9	8.300	1.3	10.250	0.9	9.200	<b>36.150</b>	*
11	Jana Siegenthaler	1997 Gym Center Emme	1.3	10.000	0.9	8.250	1.0	8.200	1.4	9.500	<b>35.950</b>	
12	Carole Gassner	1997 BTV Bern	1.3	9.400	0.9	8.800	1.3	9.000	0.7	7.650	<b>34.850</b>	
13	Rebecca Relling	1997 Kutu Köniz	1.0	8.850	1.2	6.450	1.2	8.600	0.8	8.250	<b>32.150</b>	
14	Alina Steiner	1998 BTV Bern	1.3	9.450	0.9	6.450	0.8	7.600	0.7	7.900	<b>31.400</b>	
15	Romaine Graf	1999 Gym Center Emme	1.0	7.500	1.2	7.050	0.9	8.400	0.9	8.200	<b>31.150</b>	
16	Brenda Schweingruber	1998 BTV Bern	1.0	8.600	1.2	8.200	0.7	6.700	0.8	7.600	<b>31.100</b>	
17	Fabienne Gerber	1998 Gym Center Emme	1.0	8.450	0.9	6.600	0.8	7.650	0.8	7.800	<b>30.500</b>	
18	Deborah Scheidegger	1998 Gym Center Emme	1.0	5.950	1.2	8.950	0.9	6.800	0.8	8.600	<b>30.300</b>	
19	Eva Aebi	2000 Gym Center Emme	1.0	6.800	0.9	7.650	0.9	7.700	0.8	7.850	<b>30.000</b>	
20	Sofia Stotz	1997 Ostermundigen	1.0	8.850	0.9	7.250	0.7	6.400	0.7	7.150	<b>29.650</b>	
21	Clarissa Hilber	1998 BTV Bern	1.3	8.850	0.9	6.600	0.8	6.900	0.7	7.100	<b>29.450</b>	
22	Melanie Wenger	1998 Uetendorf	1.0	7.700	0.9	7.400	0.8	6.550	0.8	7.700	<b>29.350</b>	
23	Kiana Josi	1997 Ostermundigen	1.0	8.800	0.8	5.500	0.9	7.550	0.8	7.450	<b>29.300</b>	
24	Marcia Pacheco	1999 Ostermundigen	1.0	7.450	0.9	6.350	1.0	7.450	0.7	7.600	<b>28.850</b>	
25	Lara Boschung	1999 Uetendorf	1.0	6.600	0.9	8.200	0.7	6.800	0.8	7.150	<b>28.750</b>	

Programm P1




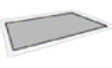
Gäste

R	Name nom	JG an	Verein section					Total				
1	Conny Giussani	1997	Morbio Inferiore	1.3	10.800	1.8	10.550	1.8	10.300	1.8	11.200	<b>42.850</b> G
2	Diana Masaeli	1997	RLZ ZTV Uster	1.3	10.200	1.8	10.850	1.5	10.350	1.7	10.950	<b>42.350</b> S
3	Annick Gebert	1997	RLZ ZTV Uster	1.3	10.500	1.8	9.450	1.8	10.900	1.8	11.350	<b>42.200</b> B
4	Angela Aebischer	1997	TSV Düdingen	1.3	10.500	1.0	9.900	1.8	10.400	1.7	10.500	<b>41.300</b> *
5	Olivia Widmer	1997	RLZ ZTV Hinwil	1.0	9.950	1.5	9.650	1.3	10.150	1.8	11.350	<b>41.100</b> *
6	Sarah Matzenauer	1997	RLZ ZTV Rüti	1.3	10.300	1.8	9.750	1.8	10.450	1.7	10.400	<b>40.900</b> *
7	Corinne Heussi	1997	RLZ ZTV Rüti	1.3	10.100	1.8	9.000	1.8	10.950	1.7	10.750	<b>40.800</b> *
8	Svenja Schott	1997	Kutu Obersiggenthal	1.3	10.500	1.0	9.100	1.8	10.500	1.5	10.500	<b>40.600</b> *
9	Stefi Siegenthaler	1998	RLZ ZTV Hinwil	1.0	10.400	1.3	9.700	1.3	9.400	1.8	11.100	<b>40.600</b> *
10	Alina Kohler	1997	Horgen	1.3	10.850	1.8	9.800	1.3	9.900	1.7	9.950	<b>40.500</b> *
11	Flavia Knutti	1998	TSV Düdingen	1.3	10.100	1.3	9.900	1.3	9.750	1.7	10.350	<b>40.100</b> *
12	Ramona Widmer	1998	Horgen	1.3	10.600	1.8	9.800	1.3	10.150	1.2	9.400	<b>39.950</b> *
13	Stephanie Bont	1998	BTV Basel	1.3	10.550	1.3	9.600	1.0	9.250	1.7	10.150	<b>39.550</b> *
14	Annic Dormann	1997	Horgen	1.3	10.450	1.3	8.900	1.8	10.850	1.4	9.300	<b>39.500</b> *
15	Jara Späte	1997	RLZ ZTV Rüti	1.3	9.900	1.3	9.300	1.3	9.850	1.5	9.900	<b>38.950</b> *
16	Rahel Scherrer	1997	BTV Basel	1.3	10.250	1.3	9.500	1.3	9.500	1.1	8.950	<b>38.200</b> *
17	Marah Graf	1997	Kutu Regio Basel	1.3	10.200	1.3	9.100	1.0	9.200	1.6	9.550	<b>38.050</b> *
18	Ramona Lupini	1997	Kutu Obersiggenthal	1.3	10.000	1.3	9.250	1.0	8.750	1.4	9.900	<b>37.900</b> *
19	Lavinia Hoffmann	1997	Serrières	1.3	10.500	1.2	8.450	1.3	9.200	1.6	9.700	<b>37.850</b> *
20	Michela Antonioli	1997	SG Lugano	1.3	10.000	1.0	8.250	1.3	9.800	1.4	9.750	<b>37.800</b> *
21	Nadia Meier	1998	Kutu Obersiggenthal	1.3	10.000	1.2	9.050	1.0	9.500	1.3	8.750	<b>37.300</b> *
22	Anna Mistretta	1997	SG Lugano	1.3	10.400	1.5	8.400	1.3	8.850	1.4	9.550	<b>37.200</b> *
23	Noemi Fischer	1997	Weiningen Otelfingen	1.3	9.800	0.9	8.150	1.2	9.150	1.4	9.900	<b>37.000</b> *
24	Clarissa Lohmann	1997	Collonge-Bellerive	1.3	10.750	1.0	8.000	1.3	9.300	0.9	8.850	<b>36.900</b> *
25	Véronique Berthold	1997	SVKT Wünnewil	1.0	9.450	0.9	7.900	1.3	9.600	1.7	9.850	<b>36.800</b> *
26	Olivia Vollenweider	1997	BTV Basel	1.3	9.800	1.5	8.850	0.9	9.350	1.1	8.600	<b>36.600</b> *
27	Linda Niederhauser	1998	Kutu Obersiggenthal	1.0	9.100	1.3	9.800	0.9	8.700	0.9	9.000	<b>36.600</b> *
28	Geraldine Schüpach	1996	Rüti	1.3	10.250	1.3	8.400	1.3	8.200	1.4	9.700	<b>36.550</b> *
29	Nicole Wenger	1998	BTV Basel	1.0	9.500	1.5	8.650	1.0	9.450	1.3	8.750	<b>36.350</b> *
30	Sina Schaufelberger	1996	Rüti	1.3	10.400	0.9	8.700	1.2	7.750	0.9	9.350	<b>36.200</b> *
31	Amanda Addo	1997	Serrières	1.3	10.300	1.2	8.250	1.3	9.200	0.8	8.350	<b>36.100</b> *
32	Nadja Rutishauser	1998	Kutu Bülach	1.0	8.650	0.9	8.400	1.3	9.100	1.7	9.950	<b>36.100</b> *
33	Lyne Anderrüti	1997	Kutu Regio Basel	1.3	10.200	1.3	9.400	0.8	7.350	1.6	9.100	<b>36.050</b> *
34	Vanessa Croci	1997	SG Lugano	1.3	10.300	1.3	8.250	1.2	8.950	1.3	8.500	<b>36.000</b> *
35	Laura Hohn	1998	Kutu Obersiggenthal	1.0	9.300	1.2	8.150	1.3	9.900	1.2	8.600	<b>35.950</b> *
36	Vicky Schmidt	1997	Collonge-Bellerive	1.3	10.350	1.3	8.050	1.5	9.700	0.9	7.800	<b>35.900</b> *
37	Michelle Meier	1997	Kutu Regio Basel	1.3	9.400	1.0	8.900	1.2	9.300	1.1	8.300	<b>35.900</b> *
38	Fabienne Schwegler	1997	DTV Küssnacht a.R.	1.3	9.900	1.3	8.350	1.3	9.300	1.3	8.300	<b>35.850</b> *
39	Pascale Zimmermann	1997	TSV Düdingen	1.3	9.450	0.9	8.250	0.9	8.400	1.7	9.550	<b>35.650</b>
40	Vivien Urfer	1998	TV Basel-Stadt	1.0	9.250	0.9	8.350	1.2	8.700	0.9	9.300	<b>35.600</b>
41	Isabel Romani	1997	SG Lugano	1.3	10.500	1.3	7.450	1.0	8.950	1.3	8.650	<b>35.550</b>
42	Lea Bühler	1997	Rüti	1.0	9.500	0.9	8.500	1.0	8.950	0.9	8.600	<b>35.550</b>
43	Tabea Rimle	1999	Kutu Wil	1.0	9.200	1.2	7.900	1.3	9.200	1.1	8.950	<b>35.250</b>
44	Selina Meier	1998	Kutu Obersiggenthal	1.0	8.300	1.0	9.150	1.0	9.250	0.8	8.500	<b>35.200</b>
45	Amanda Stella	1998	Morbio Inferiore	1.0	9.400	1.0	8.200	1.3	8.350	1.0	9.200	<b>35.150</b>
46	Alessia Bosshard	1998	SG Lugano	1.3	9.450	1.0	7.900	1.0	8.400	1.4	9.250	<b>35.000</b>

47	Andrina Schärli	1997 Windisch	1.0	9.600	1.3	7.150	1.0	8.900	1.2	9.300	<b>34.950</b>
48	Silja Pauli	1997 Kutu Bülach	1.0	9.400	0.9	7.950	1.3	9.400	0.8	8.200	<b>34.950</b>
49	Keegan Barone	1997 DTV Herrliberg	1.3	9.600	1.0	8.250	1.3	9.100	0.9	7.900	<b>34.850</b>
50	Nina Strässler	1998 WeiningenOtelfingen	1.0	9.500	1.2	7.550	1.0	8.500	1.4	9.250	<b>34.800</b>
51	Katja Schellenberg	1997 WeiningenOtelfingen	1.3	9.050	1.2	8.700	1.0	8.700	0.8	8.300	<b>34.750</b>
52	Fiorenza Rugga	1997 SG Lugano	1.0	10.400	1.0	7.600	1.3	8.800	0.8	7.800	<b>34.600</b>
53	Seline Burri	1997 Kutu Wädenswil	1.0	9.400	1.3	8.150	1.5	8.150	0.9	8.850	<b>34.550</b>
54	Bénédicte Monnier	1997 Serrières	1.3	8.750	1.2	7.550	1.3	9.300	0.9	8.950	<b>34.550</b>
55	Eva Kübler	1998 Serrières	1.0	9.350	0.9	8.050	0.9	8.000	1.4	9.000	<b>34.400</b>
56	Melanie Tschannen	1996 SVKT Wünnewil	1.3	9.800	1.1	6.700	1.2	9.000	1.1	8.600	<b>34.100</b>
57	Alexandra Zollet	1999 SVKT Wünnewil	1.0	8.300	1.2	8.650	1.2	8.700	0.8	8.400	<b>34.050</b>
58	Estelle Oberson	1997 FSG Sâles	1.3	9.200	1.2	8.300	0.9	8.000	0.8	8.500	<b>34.000</b>
59	Adèle Simonin	1997 Collonge-Bellerive	1.3	10.200	1.0	6.550	1.0	8.150	0.9	9.050	<b>33.950</b>
60	June Megnid	1997 Kutu Wädenswil	1.0	8.850	1.0	7.650	1.3	9.000	0.8	8.300	<b>33.800</b>
61	Joelle Hoch	1997 DTV Herrliberg	1.3	10.550	1.0	8.150	0.8	6.950	0.8	7.950	<b>33.600</b>
62	Elsa Schwizgebel	1997 Serrières	1.3	8.400	1.2	8.150	1.3	8.250	0.9	8.550	<b>33.350</b>
63	Virginia Romano	1997 SG Lugano	1.0	9.000	1.3	8.050	1.3	9.100	0.7	7.100	<b>33.250</b>
64	Alexandra Müller	1998 SVKT Wünnewil	1.0	8.950	1.2	7.450	0.9	8.150	1.2	8.600	<b>33.150</b>
65	Noemi Eberle	1998 Rüti	1.3	9.800	0.9	7.850	1.1	6.950	0.9	8.250	<b>32.850</b>
66	Loraine Meier	1998 Serrières	1.0	8.550	0.9	8.250	1.2	8.400	0.8	7.600	<b>32.800</b>
67	Anne Jeckelmann	1998 Serrières	1.0	9.450	0.9	7.400	1.0	8.000	0.8	7.850	<b>32.700</b>
68	Deborah Litscher	1997 Kutu Wädenswil	1.3	9.500	0.8	5.950	1.5	8.950	0.9	8.200	<b>32.600</b>
69	Patricia Betz	1998 Kutu Obersiggenthal	1.0	8.400	1.0	7.800	1.0	8.700	0.7	7.650	<b>32.550</b>
70	Alex Rolli	1998 WeiningenOtelfingen	1.3	9.200	1.2	8.200	1.1	7.450	0.7	7.650	<b>32.500</b>
71	Camilla Celotto	1997 SG Lugano	1.0	9.050	1.0	8.500	0.9	8.250	0.7	6.600	<b>32.400</b>
72	Solène Oberson	1996 FSG Sâles	1.0	8.300	1.2	8.050	0.9	7.900	0.8	8.150	<b>32.400</b>
73	Tanya Rukhlenko	1998 Serrières	1.0	8.400	0.9	6.800	1.3	8.950	1.2	8.200	<b>32.350</b>
74	Kathrin Jakob	1998 Kutu Regio Basel	1.0	9.200	0.8	5.900	1.0	8.100	1.2	8.400	<b>31.600</b>
75	Jeanine Haller	1998 Windisch	1.0	8.850	0.9	6.600	1.0	7.700	0.9	8.300	<b>31.450</b>
76	Manon Déneraud	1998 GASF	1.0	8.800	0.9	7.300	0.9	7.350	1.2	8.000	<b>31.450</b>
77	Vanessa Wyser	1996 Kutu Wädenswil	1.3	9.300	0.9	7.000	0.9	8.050	0.7	6.400	<b>30.750</b>
78	Emilie Allemann	1996 FSG Sâles	1.3	9.200	0.7	5.700	0.8	7.600	0.8	8.000	<b>30.500</b>
79	Melanie Losa	1997 Federale Giubiasco	1.0	8.300	0.9	7.450	0.9	8.000	0.7	6.750	<b>30.500</b>
80	Melanie Doniselli	1997 Federale Giubiasco	1.3	9.200	1.0	6.650	0.9	6.300	0.8	8.150	<b>30.300</b>
81	Lucie Anderrüti	1998 Kutu Regio Basel	1.0	9.200	0.9	7.150	0.9	6.750	1.0	7.150	<b>30.250</b>
82	Nadia Della Zoppa	1998 DTV Küssnacht a.R.	1.0	7.900	1.3	8.750	1.1	7.300	0.7	6.200	<b>30.150</b>
83	Fiona Kyburz	1998 BTV Basel	1.0	8.200	1.2	7.900	0.8	6.500	0.8	7.300	<b>29.900</b>
84	Amandine Menoud	1997 FSG Sâles	1.3	8.250	0.9	6.150	1.2	8.200	0.7	7.000	<b>29.600</b>
85	Louisa Everett	1997 Kutu Wädenswil	1.3	9.900	0.9	6.100	0.8	6.500	0.7	6.800	<b>29.300</b>
86	Rahel Gasser	1998 Windisch	1.0	8.600	1.2	6.600	0.8	7.500	0.6	6.600	<b>29.300</b>
87	Sereina Schärli	1998 Windisch	1.0	8.400	0.9	6.200	1.0	8.300	0.6	6.300	<b>29.200</b>
88	Lia Schädler	1996 BTV Basel	1.3	8.600	0.7	5.300	0.9	8.000	0.7	7.150	<b>29.050</b>
89	Ramona Denzler	1997 DTV Herrliberg	1.3	8.650	0.9	6.400	0.9	7.650	0.7	6.200	<b>28.900</b>
90	Manina Etter	1996 BTV Basel	1.0	8.450	0.8	5.450	1.2	7.150	0.8	7.500	<b>28.550</b>
91	Elena Nicolova	1997 SG Lugano	1.0	8.400	0.8	6.550	1.1	6.600	0.7	5.850	<b>27.400</b>
92	Rana Busler	1998 DTV Küssnacht a.R.	1.0	8.400	0.7	5.800	0.8	6.650	0.6	5.900	<b>26.750</b>
93	Jeannine Künzle	1999 Kutu Bülach	0.0	0.000	1.2	8.500	1.0	9.000	1.1	8.650	<b>26.150</b>

Programm P2

Bernerinnen

R	Name / nom	JG / Verein / section an					Total					
1	Tabea von Mühlönen	1995 Gym Center Emme	1.0	9.750	1.8	10.500	1.0	9.500	1.8	11.000	<b>40.750</b>	G
2	Jeannine Knörr	1995 Gym Center Emme	1.0	8.750	1.2	10.250	1.3	9.600	1.8	10.200	<b>38.800</b>	S
3	Chantal Wyss	1995 Ostermundigen	1.0	10.300	1.2	9.400	0.9	8.000	1.8	10.350	<b>38.050</b>	B
4	Sophie Burkhard	1995 Gym Center Emme	1.0	10.300	1.3	9.650	1.2	8.400	1.5	9.500	<b>37.850</b>	*
5	Janice Drenkelforth	1996 Uetendorf	1.0	9.800	1.3	9.950	1.2	7.300	1.8	10.400	<b>37.450</b>	*
6	Céline Schwendimann	1996 Uetendorf	1.0	9.500	1.2	9.600	0.9	7.950	1.8	9.950	<b>37.000</b>	*
7	Giulia Marrari	1996 Gym Center Emme	1.0	7.800	1.3	9.800	0.9	7.850	1.8	10.900	<b>36.350</b>	*
8	Lucia Toth	1996 Gym Center Emme	1.0	9.950	1.3	9.200	0.9	5.750	1.3	10.350	<b>35.250</b>	*
9	Michelle Siegenthaler	1996 Gym Center Emme	1.0	9.350	0.9	8.550	0.9	7.200	1.0	9.400	<b>34.500</b>	
10	Salome Bötschi	1995 Ostermundigen	1.0	9.550	0.9	7.800	0.8	7.700	1.3	9.100	<b>34.150</b>	
11	Helena Schindler	1995 Ostermundigen	1.0	9.950	0.9	7.300	0.7	6.050	1.8	10.300	<b>33.600</b>	
12	Laura Grogg	1996 BTV Bern	1.0	9.750	1.2	9.350	0.9	5.600	1.0	8.550	<b>33.250</b>	
13	Leyla Cardozo	1996 Ostermundigen	1.3	10.250	0.9	7.700	0.8	7.650	1.3	7.550	<b>33.150</b>	
14	Lara Schmid	1994 Ostermundigen	1.0	9.900	0.9	8.450	0.8	6.900	1.2	7.400	<b>32.650</b>	
15	Michelle Hess	1996 Uetendorf	1.0	9.550	0.9	8.700	0.7	5.700	1.3	8.150	<b>32.100</b>	
16	Camila Grosjean	1995 Bienne-Romande	1.0	9.000	0.9	6.950	0.8	5.950	1.0	9.050	<b>30.950</b>	
17	Elena Perez	1996 Ostermundigen	1.3	9.800	0.8	7.100	0.7	6.600	0.9	6.600	<b>30.100</b>	
18	Joane Huguelet	1995 Bienne-Romande	1.0	9.500	0.9	6.950	0.7	6.350	0.8	6.650	<b>29.450</b>	
19	Amira Thomann	1996 BTV Bern	1.0	8.050	0.9	7.500	0.7	4.100	1.0	7.950	<b>27.600</b>	

Programm P2

Gäste

R	Name nom	JG an	Verein section					Total					
1	Debora Beuret	1996	GASF	1.0	10.300	1.8	11.350	1.0	10.000	1.7	10.400	<b>42.050</b>	G
2	Nicole Hitz	1997	RLZ ZTV Rüti	1.0	9.500	1.8	11.200	1.5	10.650	1.5	10.450	<b>41.800</b>	S
3	Vera Schuler	1995	Kutu Obersiggenthal	1.3	10.700	1.0	9.400	1.5	10.300	1.8	10.850	<b>41.250</b>	B
4	Romina Bertschinger	1996	RLZ ZTV Hinwil	1.0	10.400	1.8	11.050	1.0	9.600	1.5	9.900	<b>40.950</b>	*
5	Sabine Fellmann	1996	Lancy	1.0	10.300	1.5	10.950	0.9	8.600	1.8	10.700	<b>40.550</b>	*
6	Rahel Bourquin	1996	Kutu Obersiggenthal	1.0	9.500	1.8	10.850	1.3	9.400	1.8	10.100	<b>39.850</b>	*
7	Noemi Grau	1994	TZF/STV Oberbüren	1.0	10.000	1.3	10.400	1.5	9.750	1.5	9.600	<b>39.750</b>	*
8	Kim Kuhn	1996	RLZ ZTV Rüti	1.0	9.900	1.8	10.900	1.0	9.300	1.4	9.600	<b>39.700</b>	*
9	Rahel Amacker	1996	BTV Basel	1.3	10.650	1.0	9.550	1.0	9.500	1.3	9.800	<b>39.500</b>	*
10	Debbie Brunner	1995	Horgen	1.0	9.900	1.3	9.250	1.7	10.500	1.3	9.500	<b>39.150</b>	*
11	Aline Senn	1996	Urdorf	1.0	9.100	1.5	10.800	0.9	9.500	1.0	9.550	<b>38.950</b>	*
12	Livia Senn	1995	Urdorf	1.3	10.000	1.3	10.250	0.9	8.350	1.8	10.150	<b>38.750</b>	*
13	Sabrina Turner	1995	Kutu Regio Basel	1.0	10.000	1.3	10.500	1.4	8.000	1.3	10.050	<b>38.550</b>	*
14	Isabelle Schwegler	1996	DTV Küssnacht a.R.	1.0	10.000	1.0	9.700	1.4	9.700	1.3	9.000	<b>38.400</b>	*
15	Natacha Bovy	1996	Lancy	1.0	9.350	1.8	10.600	0.9	9.150	1.4	9.100	<b>38.200</b>	*
16	Jana Brändle	1996	Kutu Wil	1.0	9.600	1.8	10.700	1.5	9.600	1.1	8.200	<b>38.100</b>	*
17	Deborah Meili	1995	SG Lugano	1.3	10.450	1.0	9.300	0.9	9.000	1.2	8.950	<b>37.700</b>	*
18	Patricia Russheim	1994	Rüti	1.0	10.500	1.3	10.100	0.8	6.950	1.3	10.000	<b>37.550</b>	*
19	Cristina Broggin	1996	SG Lugano	1.0	9.500	1.0	9.350	1.4	9.650	1.4	8.800	<b>37.300</b>	*
20	Alexandra Stüchelberger	1995	Kutu Obersiggenthal	1.0	9.850	1.3	10.200	1.0	8.500	1.3	8.600	<b>37.150</b>	*
21	Sabina Kaiser	1995	Kutu Regio Basel	1.0	9.800	1.3	8.400	1.5	9.050	1.4	9.700	<b>36.950</b>	*
22	Livia Lüscher	1994	Horgen	1.0	9.250	1.2	9.100	1.5	10.050	1.0	8.250	<b>36.650</b>	*
23	Samantha Durussel	1996	FSG Montreux	1.0	9.600	1.0	9.650	0.8	8.500	1.2	8.700	<b>36.450</b>	*
24	Mahé Imstepf	1995	Lancy	1.0	9.750	1.0	9.100	1.4	9.600	0.9	7.900	<b>36.350</b>	*
25	Carole Dormann	1995	Horgen	1.0	9.750	1.0	9.400	0.9	9.100	1.2	8.100	<b>36.350</b>	*
26	Simona Pongelli	1997	Kutu Bülach	1.0	9.250	1.0	8.750	1.2	8.700	1.3	9.300	<b>36.000</b>	*
27	Chantal Gautschi	1996	Urdorf	1.0	9.100	1.5	10.100	0.9	8.900	1.2	7.800	<b>35.900</b>	*
28	Manon Kut	1994	FSG Montreux	1.0	8.950	1.2	8.650	0.9	9.100	1.2	8.500	<b>35.200</b>	*
29	Fabienne Christen	1995	Kutu Regio Basel	1.0	9.550	0.9	6.900	1.2	9.700	1.5	9.000	<b>35.150</b>	*
30	Dana Alvarez	1996	Kutu Obersiggenthal	1.0	9.000	1.0	10.000	0.9	7.350	1.2	8.750	<b>35.100</b>	*
31	Ronja Dubsky	1997	Kutu Wil	1.0	9.350	1.0	9.700	0.9	8.200	0.9	7.750	<b>35.000</b>	*
32	Noemi Lang	1994	Rüti	1.3	8.450	0.9	8.500	1.4	9.750	1.2	8.250	<b>34.950</b>	*
33	Madeleine Kuster	1997	Kutu Obersiggenthal	1.0	9.200	1.0	9.200	0.9	8.150	0.9	8.150	<b>34.700</b>	*
34	Leonie Kaiser	1996	Kutu Obersiggenthal	1.0	9.050	1.0	9.650	1.0	7.700	0.9	8.050	<b>34.450</b>	*
35	Sara Demartini	1997	FSG Montreux	1.0	9.850	1.0	9.350	0.8	7.100	1.0	8.100	<b>34.400</b>	*
36	Céline Wegmann	1995	Rüti	1.0	9.100	1.0	9.800	1.0	7.800	1.2	7.650	<b>34.350</b>	*
37	Annkathrin Schüssler	1994	DTV Küssnacht a.R.	1.0	8.500	1.0	9.450	0.8	7.850	1.2	8.200	<b>34.000</b>	
38	Floriana Giacomello	1996	Morbio Inferiore	1.0	8.800	0.9	7.700	1.0	9.400	1.3	7.850	<b>33.750</b>	
39	Jessica Curti	1997	BTV Basel	1.0	9.600	1.2	8.700	0.9	7.250	0.9	8.150	<b>33.700</b>	
40	Alisa Hangartner	1996	WeiningenOtelfingen	1.0	7.250	1.0	9.100	0.9	8.400	1.3	8.900	<b>33.650</b>	
41	Ladina Fischer	1996	BTV Luzern	1.0	8.900	0.9	8.400	1.3	8.900	0.9	7.350	<b>33.550</b>	
42	Hanna Wullschleger	1996	DTV Herrliberg	1.0	10.000	1.0	8.300	0.9	8.050	0.9	7.150	<b>33.500</b>	
43	Nikita Matthey	1995	Serrières	1.0	9.200	0.9	8.150	0.9	7.500	1.2	8.200	<b>33.050</b>	
44	Carolina Koch	1996	Kutu Regio Basel	1.0	8.450	1.0	8.700	0.9	8.500	0.8	7.350	<b>33.000</b>	
45	Sandra Heussi	1996	Rüti	1.0	9.450	0.8	8.400	0.9	7.650	0.9	7.400	<b>32.900</b>	
46	Sarah Andrey	1995	TSV Düdingen	1.0	9.100	1.0	9.400	1.2	8.550	0.9	5.700	<b>32.750</b>	




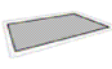


47	Joëlle Tschirren	1996	WeiningenOtelfingen	1.0	7.300	0.9	7.950	1.0	8.850	1.2	8.350	<b>32.450</b>
48	Maylis Gissi	1996	Collonge-Bellerive	1.0	9.350	0.7	6.700	0.9	8.550	0.9	7.800	<b>32.400</b>
49	Lea Burri	1995	Kutu Wädenswil	1.0	9.200	0.9	8.300	0.8	8.100	1.0	6.800	<b>32.400</b>
50	Viola Delambrogio	1996	Federale Giubiasco	1.0	8.950	0.9	8.500	1.3	6.200	1.0	8.750	<b>32.400</b>
51	Tamara Müller	1994	Windisch	1.0	8.550	1.1	8.650	0.8	8.100	0.9	6.900	<b>32.200</b>
52	Lesley Pantong	1996	Kutu Bülach	1.0	9.200	1.3	8.050	0.7	7.850	0.9	7.000	<b>32.100</b>
53	Franziska Straw	1996	TZF/TV Gossau	1.0	8.800	1.0	8.150	0.8	7.350	1.0	7.550	<b>31.850</b>
54	Clémance Perriard	1996	GASF	1.0	8.700	1.3	8.800	0.7	7.350	1.2	7.000	<b>31.850</b>
55	Elsa Girard	1995	FSG Sâles	1.0	9.100	1.1	7.550	0.7	7.550	1.0	7.550	<b>31.750</b>
56	Andrea Della Zoppa	1996	DTV Küssnacht a.R.	1.0	9.450	0.9	7.650	0.8	7.100	1.2	7.200	<b>31.400</b>
57	Jill Keller	1997	BTV Luzern	1.0	9.200	0.9	8.700	0.8	5.450	1.0	7.850	<b>31.200</b>
58	Zoé Brodard	1996	FSG Sâles	1.0	8.600	0.8	7.650	0.7	7.800	1.3	7.050	<b>31.100</b>
59	Nina Rinderknecht	1995	Kutu Obersiggenthal	1.0	8.550	0.9	7.800	0.7	7.050	0.8	7.700	<b>31.100</b>
60	Eva Dénervaud	1995	GASF	1.0	9.100	1.3	9.800	0.8	5.950	0.8	6.200	<b>31.050</b>
61	Ophélie Müller	1995	FSG Sâles	1.0	8.900	0.9	7.850	0.7	6.100	1.3	8.100	<b>30.950</b>
62	Giulia Dalessi	1995	Federale Giubiasco	1.0	8.650	1.2	8.500	0.7	5.800	1.0	7.950	<b>30.900</b>
63	Timéa Schmidt	1996	Collonge-Bellerive	1.0	9.000	0.7	5.750	0.8	8.300	1.0	7.800	<b>30.850</b>
64	Chiara Heller	1996	DTV Küssnacht a.R.	1.0	8.400	1.1	8.350	0.8	8.150	0.8	5.900	<b>30.800</b>
65	Anna Schott	1996	Kutu Obersiggenthal	1.0	9.050	0.9	8.000	0.8	7.800	0.8	5.900	<b>30.750</b>
66	Nabila Mdaghri	1996	Lancy	1.0	8.500	0.8	6.950	0.8	7.500	0.9	7.800	<b>30.750</b>
67	Sina Schwendimann	1996	Kutu Bülach	1.0	6.400	1.2	9.250	1.3	7.700	1.3	7.300	<b>30.650</b>
68	Michelle Meyer	1996	Windisch	1.0	9.000	0.9	7.300	0.8	7.100	0.8	7.150	<b>30.550</b>
69	Sophia Zimmerli	1995	Kutu Regio Basel	1.0	8.450	0.9	6.450	0.9	8.600	0.8	6.950	<b>30.450</b>
70	Kelsey Barone	1996	DTV Herrliberg	1.0	8.250	0.9	6.900	0.8	8.000	1.2	7.250	<b>30.400</b>
71	Petra Gysin	1995	Kutu Regio Basel	1.0	8.350	1.0	7.450	0.8	7.250	0.9	7.250	<b>30.300</b>
72	Kelsey Sandguist	1996	Collonge-Bellerive	1.0	8.200	0.8	7.750	0.7	5.950	1.2	8.250	<b>30.150</b>
73	Lena Kesseli	1995	DTV Küssnacht a.R.	1.0	9.500	0.9	7.500	0.8	6.300	0.8	6.700	<b>30.000</b>
74	Marie Goodal	1996	Urdorf	1.0	8.500	0.9	6.750	0.8	7.650	0.9	7.000	<b>29.900</b>
75	Guina Nichele	1996	BTV Basel	1.3	9.100	0.5	5.500	0.8	8.650	0.8	6.600	<b>29.850</b>
76	Agnes Brodard	1996	FSG Sâles	1.0	8.600	0.8	7.650	0.7	6.800	0.8	6.800	<b>29.850</b>
77	Josiane Jäggi	1995	WeiningenOtelfingen	1.0	8.250	1.0	7.650	0.8	6.500	0.9	7.250	<b>29.650</b>
78	Cassandra Spalinger	1996	Kutu Regio Basel	1.0	7.200	1.0	7.700	0.9	7.450	1.2	7.150	<b>29.500</b>
79	Julia Striebel	1995	BTV Basel	1.0	7.550	1.2	7.800	0.8	7.900	0.8	5.850	<b>29.100</b>
80	Faye Devenoges	1995	Versoix	1.0	7.200	1.2	8.400	0.8	7.150	0.9	6.250	<b>29.000</b>
81	Océane Noirjean	1996	Lancy	1.0	6.550	1.0	8.800	0.8	5.400	1.0	8.000	<b>28.750</b>
82	Valerie Berger	1994	BTV Basel	1.0	7.700	0.7	6.750	0.6	7.300	1.1	6.900	<b>28.650</b>
83	Delia Cliberto	1996	Kutu Regio Basel	1.0	8.150	0.8	6.650	0.7	6.450	1.1	6.600	<b>27.850</b>
84	Laura Cassano	1996	Kutu Wädenswil	1.0	8.100	1.1	7.900	0.8	5.000	0.8	6.100	<b>27.100</b>
85	Ilona Echenard	1996	DTV Herrliberg	1.0	8.050	0.9	6.350	0.7	5.800	0.9	6.800	<b>27.000</b>
86	Michelle Stucki	1996	Kutu Wädenswil	1.0	6.900	0.9	7.400	0.7	6.700	0.7	6.000	<b>27.000</b>
87	Paola Lepori	1996	Federale Giubiasco	1.0	8.400	0.8	7.000	0.7	6.700	0.6	4.300	<b>26.400</b>
88	Veronica Hackspiel	1995	Kutu Regio Basel	1.0	7.500	0.0	3.200	0.6	5.200	0.7	5.600	<b>21.500</b>
89	Candela Bitz-Sackmann	1996	Lancy	0.0	0.000	0.8	7.550	0.7	6.650	0.8	5.850	<b>20.050</b>
90	Marie-Line Bachmann	1994	BTV Basel	1.0	6.650	0.0	0.000	0.6	5.400	0.7	4.750	<b>16.800</b>


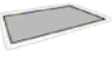


Programm P3

Bernerinnen

R	Name / nom	JG / Verein / section an					Total
1	Sara Metzger	1996 Gym Center Emme	0.0 12.175	2.7 11.000	5.4 12.450	5.1 13.700	<b>49.325</b> G
2	Sarina Gerber	1995 BTV Bern	0.0 11.225	2.8 10.050	4.2 12.350	4.6 12.750	<b>46.375</b> S
3	Marion Grübel	1996 Gym Center Emme	0.0 11.250	1.8 8.400	3.2 10.300	4.3 11.850	<b>41.800</b> B
4	Flavia Schranz	1995 Gym Center Emme	0.0 10.575	2.4 9.550	2.6 8.000	3.6 11.500	<b>39.625</b> *
5	Stefanie Langenegger	1994 Gym Center Emme	0.0 10.750	2.0 6.800	2.6 10.000	4.3 12.050	<b>39.600</b>
6	Marion Imboden	1995 Ostermundigen	0.0 11.150	1.9 7.700	2.1 8.750	2.5 10.900	<b>38.500</b>
7	Anna Filippova	1994 Ostermundigen	0.0 10.375	0.9 1.800	2.5 9.950	2.0 8.800	<b>30.925</b>
8	Livia Berger	1994 Kutu Köniz	0.0 9.725	0.9 1.100	1.9 8.300	3.1 9.950	<b>29.075</b>
9	Laura Remund	1994 Ostermundigen	0.0 10.250	0.3 0.000	2.0 7.500	3.1 10.500	<b>28.250</b>




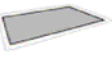
Programm P3  
Gäste

R	Name / nom	JG / Verein / section an					Total					
1	Nadia Mülhauser	1996 SVKT Wünnewil	0.0	11.725	3.2	11.000	4.4	12.400	5.0	14.150	<b>49.275</b>	G
2	Nadia Baeriswyl	1995 TSV Düdingen	0.0	11.900	2.8	10.600	4.0	12.400	4.6	13.850	<b>48.750</b>	S
3	Yvonne Hunziker	1995 Windisch	0.0	12.050	2.8	10.700	4.9	12.550	4.6	13.200	<b>48.500</b>	B
4	Ariana Zill	1995 TZF/TV Gossau	0.0	11.425	2.7	9.400	4.7	13.500	4.6	13.550	<b>47.875</b>	*
5	Isabelle Amacker	1995 BTV Basel	0.0	10.950	2.4	9.200	4.7	13.150	4.7	13.150	<b>46.450</b>	*
6	Mandana Zehtabchi	1996 Kutu Regio Basel	0.0	11.025	2.4	10.350	4.6	12.650	4.4	12.200	<b>46.225</b>	*
7	Andrina Kläy	1995 RLZ ZTV Hinwil	0.0	11.300	1.9	9.500	4.7	12.650	4.3	12.600	<b>46.050</b>	*
8	Camilla Cereghetti	1995 Morbio Inferiore	0.0	11.150	2.0	9.600	4.4	11.400	4.4	13.600	<b>45.750</b>	*
9	Cécile Walder	1995 RLZ ZTV Hinwil	0.0	11.300	2.3	8.400	4.4	12.700	4.4	12.750	<b>45.150</b>	*
10	Nadine Siffert	1995 SVKT Wünnewil	0.0	11.150	2.5	10.300	4.2	11.200	4.0	12.450	<b>45.100</b>	*
11	Livia Hofstetter	1995 Kutu Wil	0.0	11.775	2.4	8.850	3.5	11.550	4.3	12.300	<b>44.475</b>	*
12	Alexandra Uehle	1995 RLZ Eschen-Mauren	0.0	10.000	2.0	10.000	3.7	11.350	4.3	12.500	<b>43.850</b>	*
13	Nikola Lindstrom	1994 TZF/TV Gossau	0.0	10.925	1.5	8.400	3.1	11.900	4.0	12.400	<b>43.625</b>	*
14	Anna Schenk	1995 Kutu Wil	0.0	11.100	1.9	8.000	4.3	12.050	4.4	12.400	<b>43.550</b>	*
15	Safia Hsin	1994 Lancy	0.0	10.625	1.9	8.150	4.4	11.200	4.5	13.450	<b>43.425</b>	*
16	Anne Cornevin	1994 Collonge-Bellerive	0.0	11.475	2.7	7.300	4.1	11.650	4.5	12.800	<b>43.225</b>	*
17	Sandra Luginbühl	1994 Rüti	0.0	11.025	2.2	8.100	4.3	11.000	4.4	12.600	<b>42.725</b>	*
18	Alessia Julmy	Frauenfeld	0.0	10.525	2.4	8.250	4.5	12.300	4.1	11.600	<b>42.675</b>	*
19	Sarah Bucheli	1994 TSV Düdingen	0.0	11.300	2.4	10.100	3.5	9.650	3.8	11.500	<b>42.550</b>	*
20	Laura Casiblanco Sancebo '94	Collonge-Bellerive	0.0	10.425	1.7	6.000	4.4	12.850	4.2	12.800	<b>42.075</b>	*
21	Vanessa Sabato	1995 Morbio Inferiore	0.0	10.175	2.0	8.150	3.6	11.550	4.2	12.200	<b>42.075</b>	*
22	Martina Gautschi	1993 Urdorf	0.0	10.825	1.9	8.900	3.0	10.600	3.8	11.550	<b>41.875</b>	*
23	Jennifer Leemann	1993 DTV Herrliberg	0.0	11.225	1.8	6.600	4.5	10.600	4.4	12.900	<b>41.325</b>	*
24	Svenja Braunschweiler	1994 Rüti	0.0	10.850	1.7	7.250	3.2	11.100	4.2	11.700	<b>40.900</b>	
25	Olivia Ehrler	1994 DTV Küssnacht a.R.	0.0	10.825	1.6	9.000	2.7	10.150	3.2	10.650	<b>40.625</b>	
26	Shadya Gissi	1994 Collonge-Bellerive	0.0	10.700	1.9	6.200	4.1	11.350	4.2	12.300	<b>40.550</b>	
27	Sarah Haymoz	1993 TSV Düdingen	0.0	10.750	2.2	9.500	3.1	7.900	4.4	12.200	<b>40.350</b>	
28	Nadine Schulz	1996 TV Basel-Stadt	0.0	5.650	2.4	10.200	4.1	11.400	4.5	12.900	<b>40.150</b>	
29	Carole Kaelin	1993 FSG Freiburgia	0.0	10.875	1.6	8.200	3.0	9.300	3.8	11.300	<b>39.675</b>	
30	Maeva Müller	1993 Lancy	0.0	10.950	2.1	5.350	2.7	10.650	4.3	12.300	<b>39.250</b>	
31	Maé Dardel	1994 Serrières	0.0	10.700	1.5	6.800	2.5	10.650	3.7	11.100	<b>39.250</b>	
32	Julie Pasquier	1993 FSG Freiburgia	0.0	10.550	1.6	7.500	3.2	10.700	3.3	10.500	<b>39.250</b>	
33	Yvonne Suter	1994 Rüti	0.0	10.375	1.5	7.300	3.3	10.300	3.6	10.800	<b>38.775</b>	
34	Vanessa Sennhauser	1993 Kutu Wil	0.0	11.125	1.8	8.250	2.4	8.550	3.2	10.600	<b>38.525</b>	
35	Johanna Golinucci	1994 FSG Montreux	0.0	10.375	1.6	7.900	2.3	9.200	3.3	10.900	<b>38.375</b>	
36	Janine Hitz	1993 Kutu Wädenswil	0.0	10.350	2.2	7.600	3.6	8.650	3.7	11.300	<b>37.900</b>	
37	Patrizia Sigg	1994 Kutu Bülach	0.0	10.300	1.5	7.650	3.3	8.850	3.7	11.000	<b>37.800</b>	
38	Sarah Busslinger	1994 Kutu Obersiggenthal	0.0	11.350	1.4	2.700	3.2	9.500	3.9	12.350	<b>35.900</b>	
39	Corina Meier	1994 TZF/STV Oberbüren	0.0	10.725	1.4	3.450	2.1	8.500	3.7	11.750	<b>34.425</b>	
40	Annick Rossier	1993 FSG Montreux	0.0	9.075	1.6	8.150	2.1	7.550	2.6	9.400	<b>34.175</b>	
41	Sophia Wanner	1993 TZ Neuhausen	0.0	11.475	1.1	2.100	2.6	8.400	3.2	11.350	<b>33.325</b>	
42	Caroline Spicher	1994 TSV Düdingen	0.0	10.025	1.7	7.750	2.7	7.350	2.5	8.200	<b>33.325</b>	
43	Elisa Bach	1994 GASF	0.0	10.625	0.8	2.300	1.6	8.900	3.7	10.900	<b>32.725</b>	
44	Marina Leimgruber	1993 FSG Freiburgia	0.0	11.125	1.6	7.800	2.2	4.000	3.2	9.650	<b>32.575</b>	
45	Jessica Forzinetti	1994 Kutu Obersiggenthal	0.0	11.275	1.4	1.200	2.6	8.300	3.2	11.150	<b>31.925</b>	
46	Mégane Tercier	1994 GASF	0.0	10.625	0.3	1.400	1.6	8.350	3.9	11.200	<b>31.575</b>	

47	Olivia Ansermet	1993 Cugy-Vesin	0.0	11.175	1.0	1.400	2.7	7.350	4.3	11.050	<b>30.975</b>
48	Dakota Aubert	1994 Serrières	0.0	10.875	1.4	1.000	3.1	9.800	2.6	9.100	<b>30.775</b>
49	Malizia Stigliano	1994 Serrières	0.0	10.850	1.3	2.050	2.0	9.300	3.2	7.900	<b>30.100</b>
50	Elena Beuret	1994 GASF	0.0	10.625	0.3	1.300	1.4	7.800	3.0	10.150	<b>29.875</b>
51	Angelica Addo	1994 Serrières	0.0	10.250	1.1	2.200	2.1	7.050	3.1	10.300	<b>29.800</b>
52	Vahiné Matthey	1993 Serrières	0.0	9.600	0.2	2.800	2.1	8.150	2.2	8.250	<b>28.800</b>
53	Pauline Dos Santos	1993 FSG Sâles	0.0	9.825	0.3	1.500	1.3	7.950	2.3	9.350	<b>28.625</b>
54	Marine Barbieri	1994 Serrières	0.0	5.425	1.1	2.650	2.6	9.200	3.6	10.800	<b>28.075</b>
55	Marine Descloux	1994 FSG Sâles	0.0	10.400	0.3	1.250	1.2	7.200	2.0	8.400	<b>27.250</b>
56	Nadia Bernasconi	1994 SG Lugano	0.0	10.175	0.4	0.450	2.1	6.450	3.7	9.600	<b>26.675</b>




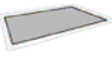
Programm P4

Bernerinnen

R	Name / nom	JG / Verein / section an					Total
1	Eva Chen	1993 Gym Center Emme	3.0 10.600	3.6 11.550	3.7 10.500	4.2 12.500	<b>45.150 G</b>
2	Kathrin Wurz	1993 BTV Bern	3.2 10.900	1.9 10.700	3.0 10.000	3.8 12.100	<b>43.700 S</b>
3	Nina Bachmann	1993 Gym Center Emme	2.8 10.150	1.4 10.050	3.1 10.100	3.4 11.450	<b>41.750 B</b>
4	Simone Angéloz	1993 Gym Center Emme	2.4 9.750	3.6 11.400	2.7 9.600	2.9 10.200	<b>40.950</b>

Programm P4

Gäste




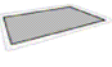
R	Name / nom	JG / Verein / section an					Total
1	Nadin Jäggi	1993 Rüti	4.2 11.200	2.4 10.900	3.3 9.800	4.5 13.200	<b>45.100</b> G
2	Lidija Podrascic	1994 RLZ ZTV Wädenswil	2.4 10.350	1.6 10.000	4.2 12.100	4.0 12.650	<b>45.100</b> S
3	Coralie Brönnimann	1993 FSG Montreux	2.4 10.450	1.8 10.000	3.0 10.850	4.4 12.500	<b>43.800</b> B
4	Alana Beck	1994 TZF/TV Gossau	2.4 11.200	2.0 9.450	4.3 10.750	4.0 11.850	<b>43.250</b> *
5	Elena Pagani	1991 Morbio Inferiore	4.0 11.050	2.0 8.400	3.5 10.650	3.9 11.950	<b>42.050</b> *
6	Eleonora Selvatico	1991 Morbio Inferiore	2.4 10.350	1.7 8.850	3.3 10.750	3.4 10.950	<b>40.900</b> *
7	Nadine Brand	1993 Rüti	3.0 10.900	1.7 9.750	2.9 9.000	3.5 11.200	<b>40.850</b> *
8	Selina Rinert	1993 BTV Luzern	2.4 10.650	2.6 9.500	3.0 8.600	3.3 11.750	<b>40.500</b>
9	Nina Zubler	1992 Rüti	2.4 10.300	1.3 9.600	2.2 9.850	3.3 10.750	<b>40.500</b>
10	Sarah Turner	1993 Kutu Regio Basel	2.4 10.500	2.0 9.050	2.6 8.700	3.4 11.600	<b>39.850</b>
11	Ramona Häberle	1992 Kutu Wädenswil	2.4 10.300	1.9 9.750	2.9 8.700	3.4 10.450	<b>39.200</b>
12	Veronique Spicher	1992 TSV Dürdingen	3.0 10.100	3.1 10.600	2.8 7.750	3.7 10.750	<b>39.200</b>
13	Vera Emmenegger	1992 DTV Küssnacht a.R.	3.0 10.550	2.0 10.100	3.3 7.750	2.9 10.100	<b>38.500</b>
14	Pauline Perriard	1992 GASF	2.4 10.150	1.4 7.000	3.9 8.950	3.6 11.300	<b>37.400</b>
15	Elvira Azhymova	1994 BTV Luzern	2.4 9.100	2.0 8.750	3.3 8.700	2.8 10.400	<b>36.950</b>
16	Judy Renggli	1991 WeiningenOtelfingen	2.6 10.000	1.9 9.700	2.3 7.200	2.7 9.200	<b>36.100</b>
17	Yuyee Renggli	1993 WeiningenOtelfingen	2.4 10.750	1.4 8.700	1.6 7.700	2.2 8.650	<b>35.800</b>

## Berner Kunstturnerinnentage

27. / 28. Mai 2006

### Programm P5 Juniorinnen

Bernerinnen

R	Name / nom	JG / Verein / section an					Total
1	Sophie Beer	1992 Gym Center Emme	2.4 11.350	2.2 8.250	2.6 9.700	3.1 9.500	<b>38.800</b> G
2	Christa Zürcher	1992 Kutu Köniz	2.8 11.400	1.7 5.400	2.3 9.250	2.8 7.500	<b>33.550</b> S
3	Annick Stooss	1992 BTV Bern	2.4 11.750	0.3 1.900	2.5 10.300	2.4 9.250	<b>33.200</b> B
4	Stefanie Schmidt	1992 Kutu Köniz	2.8 11.800	0.4 1.700	2.3 9.750	2.8 9.100	<b>32.350</b>

## Berner Kunstturnerinnentage

27. / 28. Mai 2006

### Programm P5 Juniorinnen

Gäste




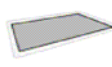
R	Name / nom	JG / Verein / section an					Total
1	Anja Leber	1991 TZF/STV Oberbüren	3.2 12.550	3.0 10.000	4.7 11.950	3.7 12.450	<b>46.950</b> G
2	Janine Braunwalder	1992 TZF/TV Gossau	4.2 13.250	2.3 9.850	4.0 12.250	3.1 10.950	<b>46.300</b> S
3	Nathalie Strub	1991 Urdorf	2.4 11.550	2.3 8.900	2.7 11.500	3.6 11.600	<b>43.550</b> B
4	Sarah Wetli	1992 Kutu Bülach	3.0 11.850	2.4 8.300	3.6 11.600	2.8 9.950	<b>41.700</b> *
5	Gili Shalev-Schlosser	1992 Versoix	2.4 11.200	1.5 7.750	3.0 10.500	2.9 10.000	<b>39.450</b> *
6	Chantal Tschudi	1991 Kutu Bülach	3.0 12.000	1.9 7.050	2.8 11.250	2.2 8.900	<b>39.200</b> *
7	Fabienne Lerjen	1991 Kutu Regio Basel	2.4 11.450	2.1 7.400	2.7 9.100	2.7 10.150	<b>38.100</b>
8	Samira Mdaghri	1992 Lancy	3.2 11.850	1.4 4.450	3.1 10.400	3.1 10.400	<b>37.100</b>
9	Sandrine Imhof	1991 GASF	2.4 10.500	1.7 6.450	1.9 8.250	2.5 8.450	<b>33.650</b>
10	Melinda Meier	1992 Serrières	2.8 10.800	1.1 2.300	2.6 10.450	3.0 10.050	<b>33.600</b>
11	Olivia Klein	1992 Urdorf	2.4 11.450	1.0 2.500	2.3 9.300	3.0 10.200	<b>33.450</b>
12	Coralie Monnier	1992 Serrières	3.0 11.200	1.1 0.600	2.4 9.800	3.0 8.850	<b>30.450</b>
13	Ladina Denzler	1991 RLZ ZTV Rüti	0.0 0.000	3.1 8.900	4.1 10.500	3.3 10.750	<b>30.150</b>
14	Elodie Devenoges	1992 Versoix	2.4 11.150	1.0 0.500	1.6 9.050	2.4 8.300	<b>29.000</b>

## Berner Kunstturnerinnentage

27. / 28. Mai 2006

### Programm P5

Bernerinnen

R	Name / nom	JG / Verein / section an					Total
1	Sarah Hachen	1990 Gym Center Emme	4.0 11.700	2.7 10.800	3.9 12.550	3.4 12.400	<b>47.450</b> G
2	Tiffany Danz	1988 Bienne-Romande	3.4 11.250	1.8 9.800	2.6 10.850	3.3 11.900	<b>43.800</b> S

## Berner Kunstturnerinnentage

27. / 28. Mai 2006

### Programm P5

Gäste

R	Name / nom	JG / Verein / section an					Total
1	Diana Kohler	1990 Kutu Regio Basel	4.0 12.000	2.9 11.350	4.7 12.600	3.5 11.450	<b>47.400</b> G
2	Fanny Leimgruber	1990 FSG Freiburgia	4.0 12.500	2.8 10.950	3.6 10.150	3.6 11.450	<b>45.050</b> S
3	Alice Pagani	1988 Morbio Inferiore	4.0 11.650	2.3 10.650	3.6 11.150	3.4 11.450	<b>44.900</b> B
4	Deborah Müller	1990 Kutu Obersiggenthal	2.4 11.100	2.2 10.600	2.9 11.250	3.2 11.100	<b>44.050</b> *
5	Simona Bächli	1987 Kutu Bülach	3.4 11.350	2.5 10.300	3.4 10.750	3.4 11.350	<b>43.750</b> *
6	Nicole Schrade	1990 Kutu Bülach	4.0 11.600	2.7 9.800	2.8 10.850	3.2 10.900	<b>43.150</b> *
7	Valérié Probst	1989 Kutu Obersiggenthal	2.4 10.800	1.9 10.000	3.2 11.450	3.1 10.800	<b>43.050</b> *
8	Alexandra Maag	1988 Kutu Bülach	4.0 11.300	2.3 9.750	3.8 10.400	3.2 11.100	<b>42.550</b> *
9	Claudia Fröhlich	1990 Kutu Bülach	3.0 10.850	1.7 9.550	3.3 10.800	2.7 10.650	<b>41.850</b>
10	Celiné Frei	1989 Kutu Obersiggenthal	2.4 10.450	2.4 8.650	3.1 11.400	3.2 11.050	<b>41.550</b>
11	Stéphanie Falbriard	1989 FSG Montreux	4.0 10.950	2.7 10.750	3.5 9.500	3.2 9.550	<b>40.750</b>
12	Tatjana Maag	1990 Kutu Bülach	4.0 10.950	1.8 7.800	3.5 10.050	3.4 11.850	<b>40.650</b>
13	Cyrielle Verdon	1990 FSG Freiburgia	3.0 10.600	2.0 9.400	3.0 9.700	3.0 10.950	<b>40.650</b>
14	Carmen Thoma	1987 TV Basel-Stadt	2.4 10.250	2.0 9.100	3.0 9.300	3.1 10.650	<b>39.300</b>
15	Cynthia Mira	1990 TV Basel-Stadt	3.0 11.350	2.1 7.150	2.1 9.400	3.1 11.150	<b>39.050</b>
16	Jenny Bussard	1990 FSG Sâles	4.4 10.150	2.3 9.850	2.7 8.550	3.2 10.350	<b>38.900</b>
17	Flavie Brühlhart	1987 GASF	4.0 12.100	1.9 8.050	1.5 7.400	2.9 9.600	<b>37.150</b>
18	Alexandra Stiefel	1990 Windisch	2.4 9.650	1.7 2.050	2.5 9.100	3.1 10.400	<b>31.200</b>
19	Alexandra Reber	1990 TV Basel-Stadt	2.4 9.350	1.0 2.050	1.3 6.700	1.8 9.050	<b>27.150</b>
20	Jennifer Forgnone	1990 Collonge-Bellerive	0.0 0.000	3.0 10.200	0.0 0.000	0.0 0.000	<b>10.200</b>