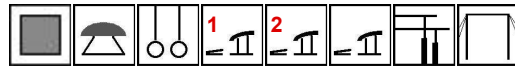


Gymnastique artistique masculine

Programme Préparatoire



1	MICHOUD Esteban	Morges	2001	9 1.10	2 1.00	3 1.10	2.10	1.80	1	2 1.00	2 1.00		
				8.90	9.10	9.40	11.10	10.60	10.85	9.80	9.80	57.85	
2	FIERE Etienne	AG Yverdon	2000	7 1.00	1 1.00	2 1.00	1.40	1.80	3	1 1.10	17 1.00		
				8.90	9.45	9.70	10.10	10.20	10.15	10.70	8.60	57.50	
3	CONZALEZ David	EGAG	2000	4 1.10	4 1.00	1 1.00	1.40	1.40	15	4 1.00	5 1.00		
				9.20	8.50	9.80	9.50	8.90	9.20	9.70	9.50	55.90	
4	WULLIAMOZ Nathan	AG Yverdon	2001	2 1.00	5 1.00	10 1.00	1.40	1.70	8	15 1.00	1 1.10		
				9.50	8.05	8.80	9.60	9.60	9.60	8.90	9.90	54.75	
5	CARDACI Gilian	Gland	2000	10 1.10	13 1.00	5 1.10	1.80	1.80	4	5 1.00	3 1.00		
				8.90	6.95	9.30	10.10	9.90	10.00	9.70	9.70	54.55	
6	BRUHLMANN Joachim	Vallée de Joux	1999	11 1.10	3 1.00	9 1.00	1.40	1.40	11	14 1.00	13 1.00		
				8.90	8.70	8.90	9.50	9.40	9.45	9.00	9.20	54.15	
7	JENNY Flavio	TV Wünnewil	2001	1 1.00	14 1.00	13 1.00	1.40	1.40	6	3 1.00	8 1.00		
				9.60	6.90	8.30	10.00	9.50	9.75	9.80	9.40	53.75	
8	SCHERFIG Victor	TV Wünnewil	2000	3 1.10	7 0.90	11 1.10	2.10	2.10	7	9 1.10	15 1.00		
				9.40	7.55	8.80	9.20	10.20	9.70	9.20	8.90	53.55	
9	DERVISHAJ Brahim	Aigle-Alliance	2001	8 1.00	9 0.80	7 1.00	1.40	1.40	9	10 1.00	6 1.00		
				8.90	7.35	9.10	9.80	9.20	9.50	9.10	9.50	53.45	
10	JENNY Emanuel	TV Wünnewil	1999	13 1.00	8 0.90	6 1.00	1.40	1.70	13	11 1.00	9 1.00		
				8.70	7.55	9.20	8.90	9.90	9.40	9.10	9.30	53.25	
11	DURGNAT Maxime	Aigle-Alliance	1999	5 1.10	6 0.90	14 1.00	1.40	1.70	10	12 1.10	16 1.00		
				9.10	7.80	8.30	9.10	9.90	9.50	9.10	8.90	52.70	
12	SCHREYER Robin	AG Yverdon	2001	6 1.00	10 1.00	16 1.00	1.40	1.40	12	6 1.00	10 1.00		
				9.00	7.00	8.20	9.40	9.40	9.40	9.50	9.30	52.40	
13	ABI Kheir Nicolas	EGAG	2000	17 1.10	15 1.00	8 1.00	1.40	1.70	17	16 1.00	4 1.00		
				8.50	6.75	9.10	8.70	9.30	9.00	8.90	9.60	51.85	
14	BARRAS Christian	Aigle-Alliance	1998	15 1.00	18 1.00	12 1.00	1.80	1.80	5	8 1.00	11 1.00		
				8.50	6.00	8.60	9.70	10.20	9.95	9.30	9.30	51.65	
15	LEVEQUE Loris	Gland	2001	14 1.10	11 1.00	17 1.00	1.80	1.80	2	18 1.00	14 1.00		
				8.70	7.00	8.00	10.50	10.00	10.25	8.00	9.10	51.05	
16	PETITPIERRE Sylvain	EGAG	2001	18 1.10	17 1.00	15 1.00	1.70	1.70	14	7 1.10	7 1.00		
				8.00	6.30	8.30	9.40	9.30	9.35	9.50	9.50	50.95	
17	CAPELLI Andréa	Aigle-Alliance	1999	12 1.10	12 1.00	4 1.10	1.40	1.40	19	17 1.00	18 1.00		
				8.80	7.00	9.40	8.30	9.00	8.65	8.60	7.80	50.25	
18	BERTHOLD Cyrill	TV Wünnewil	2000	19 1.10	16 1.00	18 1.00	1.40	1.80	16	13 1.10	12 1.00		
				7.50	6.45	7.00	8.70	9.70	9.20	9.10	9.30	48.55	
19	GERMANIER Ewan	Aigle-Alliance	2000	16 1.00	19 0.70	19 0.80	1.40	1.40	18	19 1.00	19 1.00		
				8.50	5.30	6.20	8.80	8.70	8.75	6.60	6.30	41.65	

Gymnastique artistique masculine

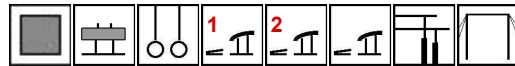
Programme 1



1	PERDRIZAT Joey	Gym Serrières	2000	11.90	3	1.10	1	2.00	2.60	2.60	12	1	1.40	2	1.00	60.45	
				9.90	10.35	10.70	10.20	9.80	10.00	9.20	10.30						
2	STUDER Elias	FSG Montreux	1999	10.10	1	1.10	4	1.90	1.70	1.70	2	4	1.10	4	1.00	60.20	
				9.90	10.55	9.60	11.10	11.20	11.15	8.80	10.20						
3	GEISER Franck	Gym Serrières	1999	4	1.60	9	1.00	2	1.60	2.20	2.20	5	3	1.40	6	1.00	60.00
				10.40	9.65	10.00	11.20	10.90	11.05	8.90	10.00						
4	EZARHR Théo	EGAG	2000	2	1.80	6	1.10	3	1.70	2.20	2.20	6	7	1.00	3	1.00	59.75
				10.70	10.00	9.70	10.60	10.90	10.75	8.30	10.30						
5	GRANDIN Sylvain	FSG Montreux	1999	14	1.10	5	1.00	6	1.10	1.70	2.20	4	5	1.00	5	1.10	58.60
				9.40	10.25	9.30	10.70	11.40	11.05	8.50	10.10						
6	LAVENEX Dylan	AG Yverdon	1999	12	1.60	12	1.00	8	1.20	2.20	2.20	7	8	1.00	1	1.40	57.80
				9.80	9.35	9.20	11.10	11.10	9.80	10.45	8.30	10.70					
7	MOREL Vincent	GASF	1999	7	1.30	4	1.10	12	1.00	2.20	2.20	8	9	1.20	8	1.00	57.60
				10.20	10.35	8.70	10.50	10.20	10.35	8.30	9.70						
8	AMEZ-DROZ Antoine	Gym Serrières	2001	3	1.10	15	1.00	9	1.50	2.20	2.20	11	2	1.10	10	1.00	57.20
				10.40	9.10	9.20	9.90	10.10	10.00	8.90	9.60						
9	DI MARCO Matteo	Gym Serrières	2000	8	1.80	24	1.00	11	1.40	2.20	2.20	3	6	1.10	9	1.00	56.70
				10.10	8.35	8.90	11.10	11.20	11.15	8.50	9.70						
10	REY Florian	Nyon	1998	1	2.10	2	1.00	14	1.60	2.60	2.60	1	21	1.00	16	1.00	56.60
				10.80	10.35	7.80	11.70	12.00	11.85	7.30	8.50						
11	GACON David	AG Yverdon	1999	5	1.10	10	1.00	10	1.60	2.20	2.20	10	10	1.00	13	1.00	56.30
				10.20	9.60	9.10	10.20	10.40	10.30	8.20	8.90						
12	ZUTTER Jonathan	Nyon	1998	9	1.10	16	1.10	5	1.60	1.70	1.40	14	17	1.00	7	1.00	55.40
				10.00	8.95	9.40	10.20	9.30	9.75	7.50	9.80						
13	KENKLIES Théo	FSG Montreux	2000	15	1.10	8	1.00	7	1.10	1.70	1.70	21	19	1.00	11	1.00	54.40
				9.10	9.85	9.30	9.40	8.90	9.15	7.40	9.60						
14	VOUILLOZ Robin	FSG Montreux	2000	13	1.10	11	1.00	15	1.00	1.70	1.40	9	13	1.00	14	1.00	53.70
				9.60	9.50	7.60	10.10	10.50	10.30	7.90	8.80						
15	STUBY Dylan	EGAG	1998	17	1.10	7	1.10	13	1.50	1.70	1.70	18	15	1.00	12	1.00	52.75
				8.70	10.00	8.00	8.80	9.70	9.25	7.80	9.00						
16	DARDEL Ylan	Gym Serrières	2002	6	1.10	20	1.10	16	1.40	1.80	1.80	19	11	1.10	15	1.00	52.65
				10.20	8.70	7.50	9.50	9.00	9.25	8.20	8.80						
17	GLOOR Mathias	Morges	1999	18	1.10	17	1.10	20	1.50	2.10	1.80	15	26	1.00	23	1.00	49.00
				8.50	8.75	7.30	10.40	9.10	9.75	7.00	7.70						
18	PELLEGRINI Alexis	AG Yverdon	1999	20	1.00	22	1.10	19	1.00	1.70	1.70	17	16	1.00	26	1.00	49.00
				8.40	8.65	7.40	9.20	9.50	9.35	7.80	7.40						
19	FLUCKIGER Jean	Gym Serrières	2000	16	1.10	28	1.10	21	1.00	2.10	1.80	16	20	1.00	19	1.00	48.15
				8.80	7.40	6.70	10.60	8.50	9.55	7.40	8.30						
20	VALLON Robin	AG Yverdon	2000	27	1.00	18	1.00	22	1.10	1.70	1.40	20	14	1.00	18	1.00	47.75
				7.00	8.70	6.60	9.10	9.20	9.15	7.90	8.40						
21	VOEFFRAY Grégory	EGAG	1998	22	1.10	13	1.00	18	1.50	1.40	1.70	25	23	1.00	24	1.00	47.75
				7.90	9.20	7.50	8.10	9.00	8.55	7.10	7.50						
22	GOBET Fabian	TV Wünnewil	1999	25	0.90	19	1.00	17	1.40	1.70	1.40	13	27	1.00	27	1.00	47.65
				7.30	8.70	7.50	10.20	9.50	9.85	7.00	7.30						
23	FASEL Michaël	TV Wünnewil	1998	19	1.10	23	1.00	23	1.00	1.70	1.40	24	22	1.00	21	1.00	47.35
				8.50	8.60	6.50	8.90	8.40	8.65	7.30	7.80						
24	DURAN David	EGAG	1999	23	1.10	14	1.00	26	1.00	1.70	1.40	26	28	1.00	17	1.10	46.85
				7.70	9.20	6.20	8.40	8.30	8.35	6.90	8.50						
25	RUTZ Tristan	Vallée de Joux	2000	21	1.00	27	1.00	27	1.00	1.40	1.40	22	24	1.00	20	1.00	46.10
				8.00	8.20	5.90	8.90	8.90	8.90	7.10	8.00						
26	OBERSON Laurent	TV Wünnewil	1998	24	0.90	26	1.10	25	1.00	1.80	1.80	23	18	1.00	22	1.00	46.00
				7.40	8.25	6.30	9.30	8.20	8.75	7.50	7.80						
27	BURKARDT Jonas	EGAG	2000	26	1.00	21	1.00	28	1.00	1.40	1.40	27	12	1.00	25	1.00	44.25
				7.10	8.65	5.10	7.60	8.20	7.90	8.00	7.50						
28	JACQUEMIER Adam	EGAG	1998	28	1.00	25	1.00	24	1.00	1.40	1.40	28	25	1.00	28	1.00	42.00
				5.80	8.30	6.40	6.90	8.30	7.60	7.10	6.80						

Gymnastique artistique masculine

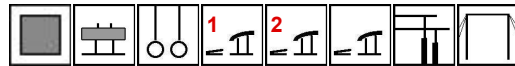
Programme 2



1	MAZZOLA Davide	Gym Serrières	1999	1 1.70	7 1.00	1 1.40	2.60	2.60	2	1 1.50	1 1.10	
				10.60	9.00	10.20	11.70	11.80	11.75	9.65	9.90	61.10
2	LAUTENBACHER Maxime	Gym Serrières	1997	2 1.50	4 1.30	4 1.20	2.60	2.60	1	2 1.10	3 1.10	
				9.60	9.60	9.20	11.70	12.00	11.85	8.75	9.80	58.80
3	ROMANO Lucas	Gym Serrières	1998	4 1.10	8 1.10	6 1.30	2.20	2.50	4	3 1.00	5 1.10	
				8.20	8.70	9.20	11.00	11.50	11.25	8.60	9.30	55.25
4	BRENDER Jérôme	Morges	1997	3 1.10	2 1.10	7 1.20	2.20	2.20	9	5 1.00	10 1.00	
				8.50	9.70	9.00	10.10	11.10	10.60	6.75	8.70	53.25
5	GRANDIN Julien	FSG Montreux	1996	6 1.00	3 1.10	8 1.00	1.40	1.70	10	6 1.40	2 1.20	
				7.70	9.60	8.50	10.40	10.70	10.55	6.40	9.90	52.65
6	HAENNI Jonathan	Gym Serrières	1998	5 1.30	9 1.20	3 1.20	2.20	2.20	3	8 1.10	8 1.00	
				7.80	8.50	9.60	11.20	11.40	11.30	5.35	8.90	51.45
7	MEYLAN Ludovic	FSG Chernex	1996	9 0.80	1 1.10	2 1.30	1.70	1.70	8	10 1.00	7 1.00	
				6.10	10.20	9.90	10.80	10.50	10.65	4.65	9.20	50.70
8	KOLB Arnaud	FSG Chernex	1997	10 0.80	6 1.10	9 1.10	1.70	1.70	7	13 1.00	6 1.20	
				5.80	9.30	8.30	10.70	10.70	10.70	4.25	9.30	47.65
9	JACOT Cyprien	Chaux-de-Fonds Anc.	1998	7 1.10	12 1.00	5 1.20	2.20	2.20	6	12 0.70	4 1.00	
				6.90	6.60	9.20	10.40	11.30	10.85	4.35	9.40	47.30
10	CHAMBAZ Vincent	Nyon	1997	8 1.00	5 1.10	11 1.00	1.80	1.80	12	11 1.00	12 1.10	
				6.70	9.50	8.10	10.30	10.40	10.35	4.65	7.50	46.80
11	STREIT Noah	TV Wünnewil	1996	11 0.90	10 1.00	13 1.10	2.10	1.80	5	7 1.10	9 1.00	
				5.70	7.50	7.20	11.40	10.90	11.15	6.30	8.90	46.75
12	BRUHLMANN Mathias	Vallée de Joux	1997	12 0.80	11 1.00	12 1.10	1.40	1.40	11	4 1.00	11 1.00	
				5.30	6.70	7.70	10.40	10.40	10.40	6.90	7.60	44.60
13	SCHAFFER Sven	TV Wünnewil	1996	13 0.70	13 1.00	10 0.90	1.80	2.10	13	9 0.90	13 1.00	
				4.70	6.50	8.10	9.80	10.90	10.35	4.90	7.30	41.85

Gymnastique artistique masculine

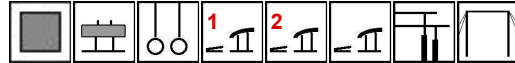
Programme 3



1 BAKIR Rémy	EGAG	1996	2 2.20	2 1.30	1 1.10	2.60	2.60	1	1 1.20	2 1.80	10.90	10.10	10.40	11.80	11.90	11.85	10.40	10.40	64.05	
2 BOSSON Jérémie	AG Yverdon	1997	3 1.90	3 1.10	3 1.30	2.20	2.90	2	3 1.00	1 1.30	10.60	9.80	9.90	11.10	12.40	11.75	9.45	10.90	62.40	
3 LUTHI Valentin	EGAG	1996	5 1.60	1 1.40	4 1.20	2.20	2.60	3	2 1.00	4 1.20	10.10	10.20	9.70	11.30	11.80	11.55	10.25	9.50	61.30	
4 ORMOND Audwyn	EGAG	1997	4 1.90	5 1.20	2 1.10	2.20	2.60	5	5 1.10	5 1.10	10.20	9.20	9.90	10.70	11.60	11.15	8.70	9.20	58.35	
5 FREI Donavan	EGAG	1997	1 2.30	6 1.00	5 1.00	1.70	2.60	4	4 1.00	7 1.00	11.20	9.00	9.00	10.60	12.00	11.30	9.10	8.10	57.70	
6 GROSSRIEDER Stéphan	TV Wünnewil	1995	6 1.20	4 1.10	6 1.00	2.50	1.70	6	6 1.00	6 1.20	8.80	9.70	8.60	11.60	10.50	11.05	8.25	9.20	55.60	
7 DUFAUX Damien	FSG Chernex	1995	7 1.10	7 0.90	7 1.00	1.80	1.40	7	7 0.80	3 1.10	8.40	7.10	8.30	11.00	10.40	10.70	6.30	9.70	50.50	
8 BONNY Quentin	Vallée de Joux	1996	8 0.90	9 0.90	10 0.90	1.80	1.40	8	8 0.60	10 1.00	6.20	6.20	6.30	10.60	9.30	9.95	5.10	6.00	39.75	
9 MULHAUSER Olivier	TV Wünnewil	1994	9 0.70	8 1.00	9 0.80	1.80	0.00	9	9 0.80	8 1.10	4.70	6.90	6.60	10.50	0.00	5.25	5.10	7.70	36.25	
10 PAILLEX Matthieu	FSG Montreux	1997	10	10	8 0.70			10	10	9 0.80									7.50	15.00

Gymnastique artistique masculine

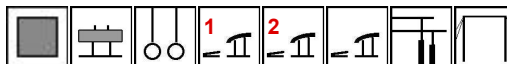
Programme 4



			1	1	1	1.40	1.40	2	2	0.90	1	1.10	
1	BÖSIGER Nathan	Gym Serrières	1995	10.20	8.80	10.50	9.70	10.70	10.20	7.75	10.00	57.45	
2	DALLOSHI Betim	Rolle	1992	9.90	7.95	7.40	10.30	10.40	10.35	9.85	8.45	53.90	

Gymnastique artistique masculine

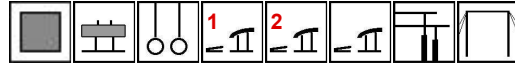
Programme 5



1	FRANCEY Philippe	FSG Montreux	1985	2 4.20	2 4.00	1 6.70	4.60	1	2 3.40	2 2.90		
				12.40	9.05	14.60	13.80		13.80	12.40	12.05	74.30
2	CANZILLON Olivier	Préverenges	1976	1 4.00	1 2.90	3 2.70	3.80	2	4 3.00	4 2.30		
				12.70	11.10	11.90	12.90		12.90	11.50	11.45	71.55
3	PELLET Jonathan	FSG Montreux	1991	5 3.30	4 3.30	4 3.20	3.80	3	3 2.70	3 2.40		
				11.80	8.60	11.75	12.60		12.60	11.60	11.50	67.85
4	PACCAUD Benjamin	Morges	1991	3 3.40	6 2.20	2 4.00	3.00	6	1 3.70	1 2.90		
				12.20	2.90	12.75	12.10		12.10	12.90	12.15	65.00
5	PELLET Timothée	EGAG	1994	4 3.20	3 2.80	6 2.70	3.40	7	5 2.90	6 2.10		
				11.80	8.60	10.75	12.10		12.10	9.20	9.55	62.00
6	DEMARTINI David	FSG Montreux	1994	6 3.90	7 2.20	5 2.20	3.80	4	6 2.90	5 1.70		
				11.30	2.20	10.80	12.40		12.40	8.40	10.40	55.50
7	SPINI Luca	EGAG	1994	7 3.50	5 2.70	7 2.00	3.80	5	7 2.60	7 0.80		
				11.10	7.70	7.20	12.30		12.30	5.80	1.50	45.60

Gymnastique artistique masculine

Programme 6



1 VOROBYOV Misha

EGAG

1992

1 4.10 1 3.40 1 4.00 5.40 1 1 4.00 1 3.50
11.90 7.00 12.05 14.10 14.10 11.80 10.35 67.20