













**RANGLISTE EINFÜHRUNGSPROGRAMM - MEHRKAMPF**

Rang	Name	Jahrg.	Verein	Verband							Total	
1	Florentin DORA	2009	STV Merenschwand	AG	3.5 12.050 5	4.0 13.300 1	3.5 12.600 4	4.0 12.800 6	3.5 13.000 2	3.5 13.000 1	22.0 <b>76.750</b>	G
2	Elio KRUMMENACHER	2009	TV Ebikon	LU/OW/NW	3.5 12.100 4	3.0 12.350 6	3.5 12.450 7	4.0 13.250 1	3.5 13.050 1	3.5 12.850 2	21.0 <b>76.050</b>	S
3	Gabriel BIERI	2009	STV Lenzburg	AG	3.5 12.050 5	4.0 13.150 3	3.5 12.100 22	4.0 12.650 11	3.0 12.500 9	3.5 12.750 3	21.5 <b>75.200</b>	B
4	Delio TIZIANI	2009	TV Ebikon	LU/OW/NW	3.5 12.450 1	3.0 11.800 16	3.5 12.450 7	4.0 13.250 1	3.5 12.750 5	3.0 12.200 14	20.5 <b>74.900</b>	*
5	Louis BUCHER	2009	TV Ebikon	LU/OW/NW	3.5 12.350 2	3.0 12.200 8	3.5 12.700 1	4.0 12.350 18	3.0 12.600 8	3.5 12.700 4	20.5 <b>74.900</b>	*
6	Leon SCHÜPBACH	2009	STV Neuenkirch	LU/OW/NW	3.5 12.000 7	3.0 12.300 7	3.5 12.650 2	4.0 12.400 16	3.0 12.350 13	3.5 12.700 4	20.5 <b>74.400</b>	*
7	Elio GIUBELLINI	2009	STV Eien-Kleindöttingen	AG	3.3 11.350 15	4.0 12.800 4	3.5 12.550 5	3.0 11.950 23	3.0 12.400 10	3.0 12.150 19	19.8 <b>73.200</b>	*
8	Nicola SULC	2009	Biberist aktiv!	SO	3.5 12.150 3	3.0 11.300 21	3.5 12.650 2	4.0 12.650 11	3.0 12.300 15	3.5 12.100 21	20.5 <b>73.150</b>	*
9	Selwyn MÜLLER	2009	RLZ Luzern	LU/OW/NW	3.0 11.050 21	3.0 11.900 15	3.5 12.550 5	4.0 12.750 8	3.5 13.000 2	3.5 11.850 28	20.5 <b>73.100</b>	*
10	Siljan RITZ	2009	Biberist aktiv!	SO	3.5 11.200 19	4.0 12.100 9	3.5 12.450 7	4.0 12.700 9	3.0 11.950 29	3.5 12.550 8	21.5 <b>72.950</b>	*
11	Luca SCHÖLL	2009	BTV Luzern	LU/OW/NW	3.0 11.250 17	3.0 12.050 13	3.5 12.100 22	4.0 12.800 6	3.5 12.750 5	3.0 11.800 31	20.0 <b>72.750</b>	*
12	Aris HILDEBRAND	2008	STV Rickenbach LU	LU/OW/NW	3.5 11.750 10	3.0 11.800 16	3.5 12.200 19	3.0 11.700 31	3.5 12.950 4	3.5 12.300 11	20.0 <b>72.700</b>	*
13	Davide KRÄTTLI	2010	TSV Rohrdorf	AG	3.5 11.950 8	4.0 12.100 9	3.5 12.450 7	3.0 11.850 26	3.0 12.300 15	3.0 11.700 33	20.0 <b>72.350</b>	*
14	Michael WEYERMANN	2010	STV Roggliswil	LU/OW/NW	3.0 11.050 21	3.0 10.650 37	3.5 12.200 19	4.0 12.900 5	3.0 12.150 24	3.5 12.650 7	20.0 <b>71.600</b>	*
15	Flavio HAUSER	2009	TZ Rheintal	SGTV	3.5 11.500 12	3.0 12.100 9	3.5 12.350 11	3.0 11.350 36	3.0 11.750 35	3.5 12.550 8	19.5 <b>71.600</b>	*
16	Matheo-Luca ZROTZ	2009	STV Malters	LU/OW/NW	3.5 11.400 13	3.0 11.950 14	3.5 12.150 21	4.0 12.350 18	3.0 11.450 42	3.5 12.200 14	20.5 <b>71.500</b>	*
17	Linus ENDER	2009	TSV Rohrdorf	AG	3.0 10.100 41	4.0 13.200 2	3.5 11.850 31	3.0 11.500 34	3.0 12.250 17	3.5 12.400 10	20.0 <b>71.300</b>	*
18	Justin PLATTNER	2010	TV Grenchen	SO	3.0 11.400 13	3.0 11.100 29	3.5 12.250 15	4.0 12.400 16	3.0 12.250 17	3.0 11.450 41	19.5 <b>70.850</b>	*
19	Nik FRITSCHI	2009	TSV Rohrdorf	AG	3.5 10.300 37	4.0 12.550 5	3.5 12.250 15	4.0 12.500 15	3.0 11.900 30	3.0 11.300 46	21.0 <b>70.800</b>	*
20	Jamie FREI	2009	STV Langendorf	SO	3.0 11.800 9	3.0 10.700 34	3.5 12.250 15	4.0 12.950 4	3.0 11.550 41	3.0 11.350 44	19.5 <b>70.600</b>	*
21	Timo LÜTOLF	2008	STV Rickenbach LU	LU/OW/NW	3.0 10.400 32	3.0 11.150 26	3.5 12.100 22	4.0 12.550 14	3.0 12.000 27	3.0 12.050 24	19.5 <b>70.250</b>	*
22	Luca NIEDERER	2009	STV Merenschwand	AG	3.0 10.800 25	3.0 11.200 23	3.0 11.800 32	4.0 13.100 3	3.0 11.700 37	3.0 11.450 41	19.0 <b>70.050</b>	*
23	Massimiliano CASAFINA	2009	STV Lenzburg	AG	3.5 11.100 20	4.0 11.200 23	3.5 11.550 42	3.0 11.950 23	3.0 11.850 33	3.5 12.200 14	20.5 <b>69.850</b>	*
24	Florian BINGGELI	2009	TV Steinenberg-Grasswil	SO	3.0 11.000 23	3.0 10.950 31	3.5 11.950 30	3.0 11.900 25	3.0 12.250 17	3.0 11.600 36	18.5 <b>69.650</b>	*
25	Zac SMITH	2010	BTV Luzern	LU/OW/NW	3.5 11.250 17	3.0 11.200 23	3.5 12.300 13	3.0 11.850 26	3.0 10.650 64	3.5 12.200 14	19.5 <b>69.450</b>	*
26	Kilian HEINZER	2009	BTV Luzern	LU/OW/NW	3.5 10.400 32	3.0 12.100 9	3.5 12.050 27	4.0 11.450 35	3.0 11.450 42	3.0 11.850 28	20.0 <b>69.300</b>	*

**RANGLISTE EINFÜHRUNGSPROGRAMM - MEHRKAMPF**

Rang	Name	Jahrg.	Verein	Verband							Total	
27	Arthur KÖNIG	2009	TSV Rohrdorf	AG	3.0 10.450 29	3.0 10.500 39	3.5 12.350 11	3.0 12.000 22	3.0 11.900 30	3.5 12.050 24	19.0 <b>69.250</b>	*
28	Moritz GENTER	2009	STV Eien-Kleindöttingen	AG	3.0 10.300 37	3.0 9.950 46	3.5 11.550 42	3.3 12.600 13	3.5 12.200 22	3.5 12.300 11	19.8 <b>68.900</b>	*
29	David AMSTUTZ	2010	BTV Luzern	LU/OW/NW	3.0 11.350 15	1.0 9.600 56	3.5 11.750 34	3.0 11.800 30	3.5 12.350 13	3.5 12.000 26	17.5 <b>68.850</b>	*
30	Leandro ROTH	2009	TZ Rheintal	SGTV	3.0 10.350 36	3.0 11.350 20	3.0 11.400 46	3.3 12.350 18	3.0 11.400 45	3.0 11.500 39	18.3 <b>68.350</b>	*
31	Fabrice ALFIER	2009	TZ Rheintal	SGTV	3.5 10.900 24	4.0 11.700 18	3.5 11.700 37	4.0 12.100 21	3.0 11.450 42	3.0 10.400 70	21.0 <b>68.250</b>	*
32	Nikola JURISIC	2009	TSV Rohrdorf	AG	3.5 10.300 37	3.0 9.550 57	3.5 12.250 15	3.0 11.250 37	3.0 12.400 10	3.5 12.300 11	19.5 <b>68.050</b>	*
33	Cédric BAUMGARTNER	2009	STV Eien-Kleindöttingen	AG	3.0 10.500 28	3.0 10.750 33	3.0 10.700 71	3.0 11.550 33	3.5 12.650 7	3.0 11.850 28	18.5 <b>68.000</b>	*
34	Flavio FREY	2009	STV Schlossrued	AG	3.0 9.700 49	1.0 9.450 59	3.5 12.000 28	3.0 11.850 26	3.0 12.200 22	3.5 12.700 4	17.0 <b>67.900</b>	*
35	Janis SCHWARZENTRUB	2009	TSV Rohrdorf	AG	3.0 9.250 55	3.0 9.950 46	3.5 12.300 13	3.0 11.850 26	3.0 12.000 27	3.5 12.200 14	19.0 <b>67.550</b>	*
36	Manuel HUNKELER	2009	STV Roggliswil	LU/OW/NW	3.0 10.450 29	3.0 10.850 32	3.5 11.450 45	1.5 10.600 44	3.0 12.050 25	3.0 11.750 32	17.0 <b>67.150</b>	*
37	Fynn WEISS	2008	TV Sulz	AG	3.0 10.400 32	3.0 11.450 19	3.5 11.700 37	1.5 10.550 45	3.0 10.850 61	3.5 12.100 21	17.5 <b>67.050</b>	*
38	Maik STILLHART	2008	STV Eien-Kleindöttingen	AG	3.0 9.450 52	4.0 10.700 34	3.5 11.500 44	3.0 11.000 39	3.0 12.250 17	3.5 12.100 21	20.0 <b>67.000</b>	*
39	Niklas KONRAD	2010	STV Merenschwand	AG	3.0 9.950 44	3.0 11.150 26	3.5 12.000 28	1.5 10.250 48	3.0 11.000 56	3.5 12.150 19	17.5 <b>66.500</b>	*
40	Silas SIBOLD	2010	STV Eien-Kleindöttingen	AG	3.5 10.000 43	3.0 11.300 21	3.5 11.800 32	1.5 9.800 67	3.5 12.050 25	3.0 11.250 47	18.0 <b>66.200</b>	
41	Alexej SATSHEV	2009	KV Solothurn	SO	3.0 9.350 53	2.0 10.250 42	3.5 11.000 60	4.0 12.700 9	3.0 11.200 50	3.0 11.650 34	18.5 <b>66.150</b>	
42	Mauro VOGEL	2010	BTV Luzern	LU/OW/NW	3.5 11.650 11	3.0 10.500 39	3.5 11.400 46	3.0 10.800 41	3.0 10.750 63	3.0 10.600 65	19.0 <b>65.700</b>	
43	Joscha KURER	2011	BTV Luzern	LU/OW/NW	3.5 10.550 26	3.0 10.600 38	3.5 11.700 37	3.0 10.350 47	3.0 10.950 57	3.5 11.500 39	19.5 <b>65.650</b>	
44	Aaron MOSQUERA CENDON	2009	TSV Rohrdorf	AG	3.0 9.600 51	3.0 9.100 66	3.5 11.700 37	3.0 11.700 31	3.0 11.900 30	3.0 11.550 38	18.5 <b>65.550</b>	
45	Yann NIEDERBERGER	2010	STV Merenschwand	AG	3.0 10.250 40	3.0 9.450 59	3.5 11.750 34	1.5 10.250 48	3.0 11.350 46	3.5 11.950 27	17.5 <b>65.000</b>	
46	Yanis BOOG	2010	BTV Luzern	LU/OW/NW	3.5 10.550 26	3.0 9.850 51	3.5 12.100 22	3.0 10.250 48	3.0 11.200 50	3.0 11.000 56	19.0 <b>64.950</b>	
47	Jared GAMPP	2010	Satus ORO	AG	3.0 9.750 47	3.0 9.250 63	3.5 11.000 60	1.5 10.950 40	3.0 12.250 17	3.5 11.450 41	17.5 <b>64.650</b>	
48	Jonas KAUFMANN	2008	STV Merenschwand	AG	3.0 9.000 59	3.0 11.150 26	3.0 11.350 50	1.5 10.400 46	3.0 11.100 54	3.5 11.600 36	17.0 <b>64.600</b>	
49	Fabio MOCANU	2009	STV Roggliswil	LU/OW/NW	3.0 10.450 29	3.0 10.700 34	2.5 10.500 72	1.5 9.650 70	3.0 11.800 34	3.5 11.350 44	16.5 <b>64.450</b>	
50	Cem SCHMID	2010	TSV Rohrdorf	AG	3.0 8.750 60	3.0 11.100 29	3.5 11.000 60	1.5 9.450 73	3.0 12.400 10	3.0 11.200 51	17.0 <b>63.900</b>	
51	Severin STEGER	2009	TSV Rohrdorf	AG	3.0 10.400 32	3.0 8.750 69	3.0 11.600 41	1.5 10.250 48	3.0 11.600 40	3.5 11.250 47	17.0 <b>63.850</b>	
52	Lars BLUM	2008	STV Roggliswil	LU/OW/NW	3.0 8.750 60	3.0 10.000 45	3.5 11.400 46	1.5 10.250 48	3.0 11.700 37	3.0 11.100 53	17.0 <b>63.200</b>	








**RANGLISTE EINFÜHRUNGSPROGRAMM - MEHRKAMPF**

Rang	Name	Jahrg.	Verein	Verband							Total
53	Simon ERNI	2009	STV Roggliswil	LU/OW/NW	3.0 9.900 46	3.0 9.650 54	3.5 11.250 55	1.5 10.100 58	3.0 10.950 57	3.0 11.050 54	17.0 <b>62.900</b>
54	Leandro MARKAJ	2010	TSV Rohrdorf	AG	3.0 9.250 55	3.0 9.250 63	3.0 11.300 52	3.0 10.650 42	3.0 11.150 53	3.0 11.250 47	18.0 <b>62.850</b>
55	Tobias BLUNDSCHI	2010	TSV Rohrdorf	AG	3.0 8.200 69	3.0 10.100 43	3.5 11.250 55	1.5 9.950 64	3.0 11.750 35	3.0 11.050 54	17.0 <b>62.300</b>
56	Livio STIEGER	2010	STV Merenschwand	AG	3.0 8.550 63	1.0 8.400 71	3.5 12.100 22	1.5 9.900 65	3.0 11.700 37	3.0 11.650 34	15.0 <b>62.300</b>
57	Louis MEIER	2009	STV Merenschwand	AG	3.0 9.950 44	3.0 9.500 58	3.0 11.250 55	1.5 10.100 58	3.0 10.900 60	3.0 10.550 67	16.5 <b>62.250</b>
58	Leandro MUFF	2009	STV Rickenbach LU	LU/OW/NW	3.0 10.100 41	2.0 9.650 54	3.5 10.900 66	1.5 10.250 48	3.0 10.550 67	3.0 10.750 60	16.0 <b>62.200</b>
59	Noah GOTTSCHALK	2010	STV Merenschwand	AG	3.0 9.700 49	3.0 9.950 46	3.0 10.750 69	1.5 10.250 48	3.0 10.300 69	3.0 10.650 63	16.5 <b>61.600</b>
60	Max KLAUSNER	2010	STV Merenschwand	AG	3.0 9.250 55	3.0 9.200 65	3.5 11.350 50	1.5 9.800 67	3.0 11.100 54	3.0 10.800 58	17.0 <b>61.500</b>
61	Maurice DUSS	2011	BTV Luzern	LU/OW/NW	2.5 8.300 66	2.0 8.400 71	3.5 11.300 52	3.0 11.100 38	3.0 11.200 50	3.0 10.650 63	17.0 <b>60.950</b>
62	Damian BINKERT	2010	STV Eien-Kleindöttingen	AG	3.0 9.250 55	3.0 9.750 53	3.5 10.450 73	1.5 9.750 69	3.0 10.850 61	3.5 10.700 62	17.5 <b>60.750</b>
63	Dominik LANDOLT	2009	STV Merenschwand	AG	3.0 7.600 71	3.0 9.300 62	3.5 11.750 34	1.5 9.400 74	3.0 11.300 47	3.0 11.250 47	17.0 <b>60.600</b>
64	Aurel HENSLER	2009	RLZ Luzern	LU/OW/NW	3.0 8.500 64	3.0 10.050 44	3.5 11.100 58	1.5 10.250 48	3.0 9.850 73	3.0 10.400 70	17.0 <b>60.150</b>
65	Kilian KAUFMANN	2010	TSV Rohrdorf	AG	3.0 7.200 75	3.0 9.900 50	3.0 10.750 69	3.0 10.250 48	3.0 11.250 48	3.0 10.500 69	18.0 <b>59.850</b>
66	Elias ERDT	2010	TSV Rohrdorf	AG	2.5 7.350 72	3.0 9.050 67	3.0 11.400 46	3.0 10.650 42	3.0 11.250 48	3.0 10.150 73	17.5 <b>59.850</b>
67	Lionel GEISSMANN	2010	STV Lenzburg	AG	3.0 8.450 65	3.0 10.450 41	3.5 11.300 52	1.5 9.200 75	2.0 9.500 75	3.0 10.750 60	16.0 <b>59.650</b>
68	Hekuran DAKAJ	2011	Biberist aktiv!	SO	3.0 9.750 47	3.0 7.750 74	3.0 11.000 60	1.5 10.100 58	3.0 10.100 70	3.0 10.800 58	16.5 <b>59.500</b>
69	Luan KNECHT	2009	TV Sulz	AG	3.0 8.250 67	3.0 9.050 67	3.5 11.000 60	1.5 10.000 62	3.0 9.300 76	3.0 11.200 51	17.0 <b>58.800</b>
70	Sven RUCKSTUHL	2010	STV Roggliswil	LU/OW/NW	3.0 7.250 73	3.0 9.850 51	3.5 11.100 58	1.5 8.950 77	3.0 10.950 57	3.0 10.600 65	17.0 <b>58.700</b>
71	Can TEKIN	2009	Satus ORO	AG	3.0 8.650 62	2.0 7.050 76	3.5 11.000 60	1.5 9.550 71	3.0 10.600 65	3.0 10.850 57	16.0 <b>57.700</b>
72	Leon SCHÄR	2010	STV Merenschwand	AG	3.0 7.700 70	3.0 8.050 73	3.0 10.900 66	1.5 10.050 61	3.0 10.500 68	3.0 9.650 75	16.5 <b>56.850</b>
73	Levin GERBER	2011	Satus ORO	AG	3.0 6.900 76	3.0 8.700 70	3.0 10.050 75	1.5 10.000 62	3.0 10.600 65	3.0 10.550 67	16.5 <b>56.800</b>
74	Dean HINTERMANN	2010	Satus ORO	AG	3.0 9.300 54	3.0 5.800 78	3.0 10.850 68	1.5 9.550 71	3.0 9.950 72	3.0 10.350 72	16.5 <b>55.800</b>
75	Tino WEISS	2011	TV Sulz	AG	3.0 7.250 73	3.0 9.400 61	3.0 9.550 77	1.5 9.900 65	3.0 9.700 74	3.0 10.000 74	16.5 <b>55.800</b>
76	Ben LÜSCHER	2010	Satus ORO	AG	3.0 6.550 77	2.0 7.200 75	3.0 9.550 77	1.5 10.250 48	3.0 10.100 70	2.0 8.500 77	14.5 <b>52.150</b>
77	Emerson DE JESUS QUERIDO	2009	Satus ORO	AG	3.0 6.050 78	3.0 6.750 77	3.0 9.650 76	1.5 9.200 75	3.0 8.150 78	2.0 8.400 78	15.5 <b>48.200</b>
78	Andrin BUHOLZER	2010	BTV Luzern	LU/OW/NW	3.0 8.250 67	3.0 9.950 46	3.5 10.400 74	0.0 0.000 78	3.0 8.550 77	3.0 9.400 76	15.5 <b>46.550</b>





### RANGLISTE PROGRAMM 1 U9 - MEHRKAMPF

Rang	Name	Jahrg.	Verein	Verband								Total	
1	Lucas JONESCO	2008	Kutu Schaffhausen	SHTV	3.3 12.650 1	4.0 0.0 13.350 2	3.0 12.500 1	4.0 4.0 12.925 13	3.3 12.950 1	3.0 12.450 1	20.6	<b>76.825</b>	G
2	Cyrille KELLER	2008	TV Füllinsdorf	NKL	3.0 11.350 16	4.0 1.8 15.150 1	3.0 11.900 6	4.0 4.0 12.875 14	3.0 11.650 10	3.0 12.100 3	21.8	<b>75.025</b>	S
3	Roman TOSATO	2008	TV Subingen	SO	3.3 12.500 2	4.0 0.0 11.900 13	3.0 12.100 3	5.0 5.0 13.875 3	3.0 12.500 2	3.0 11.850 7	21.3	<b>74.725</b>	B
4	Joel Lucien FRAUCHIGER	2008	STV Oberbüren	SGTV	3.0 11.800 6	4.0 0.0 12.700 6	3.0 11.800 12	5.0 5.0 14.325 1	3.0 11.550 15	3.0 12.400 2	21.0	<b>74.575</b>	*
5	Aurele ROSSIER	2008	TV Inkwil	SO	3.0 11.750 7	4.0 0.0 12.450 8	3.0 12.000 4	5.0 5.0 13.900 2	3.0 12.300 3	3.0 12.100 3	21.0	<b>74.500</b>	*
6	Steven RAETZO	2008	TSV Reigoldswil	NKL	3.3 12.300 3	4.0 0.0 12.250 9	3.0 12.200 2	5.0 5.0 13.775 6	3.0 11.650 10	3.0 11.800 8	21.3	<b>73.975</b>	*
7	Jonas RÄPPEL	2008	Kutu Schaffhausen	SHTV	3.0 11.650 8	4.0 0.3 13.100 3	3.0 11.900 6	4.0 4.0 12.875 14	3.0 12.300 3	3.0 11.750 10	20.3	<b>73.575</b>	*
8	Til DURRER	2008	STV Wil	SGTV	3.0 11.150 18	4.0 0.1 13.000 5	3.0 11.850 11	5.0 5.0 13.775 6	3.0 11.650 10	3.0 12.100 3	21.1	<b>73.525</b>	*
9	Florin GRINER	2008	TV Ziefen	NKL	3.0 11.650 8	4.0 0.0 13.050 4	3.0 12.000 4	4.0 4.0 12.625 18	3.0 11.850 6	3.0 11.800 8	20.0	<b>72.975</b>	*
10	Jamie DE PELLEGRIN	2008	STV Langendorf	SO	3.0 11.600 11	4.0 0.0 12.000 12	3.0 11.900 6	5.0 5.0 13.850 5	3.0 11.800 8	3.0 11.250 16	21.0	<b>72.400</b>	*
11	Mirzali GILGINÖZÜ	2008	KV Solothurn	SO	3.0 11.500 13	4.0 0.0 12.500 7	3.0 11.900 6	5.0 5.0 13.575 9	3.0 11.350 18	3.0 11.550 12	21.0	<b>72.375</b>	*
12	Joel BRÖNIMANN	2008	TV Subingen	SO	3.0 11.500 13	4.0 0.0 11.600 18	3.0 11.900 6	5.0 5.0 13.150 12	3.0 11.500 17	3.0 11.900 6	21.0	<b>71.550</b>	*
13	Nathan VICARI	2008	SG Lugano	TI	3.0 11.650 8	4.0 0.0 11.800 15	3.0 11.700 15	5.0 5.0 13.875 3	3.0 11.250 19	3.0 11.100 20	21.0	<b>71.375</b>	*
14	Livio MALTESE	2008	TV Liestal	NKL	3.0 11.850 4	4.0 0.0 11.850 14	3.0 11.350 18	4.0 4.3 13.175 11	3.0 11.600 14	3.0 11.450 13	20.2	<b>71.275</b>	*
15	Louis Oliver BELSER	2008	TV Büren a. A.	SO	3.0 11.550 12	4.0 0.0 11.750 16	3.0 11.450 16	5.0 5.0 13.750 8	3.0 11.550 15	3.0 10.800 25	21.0	<b>70.850</b>	*
16	Janik HOLLENSTEIN	2008	TV Zuzwil	SGTV	3.0 11.150 18	4.0 0.0 11.750 16	3.0 11.450 16	5.0 5.0 13.300 10	3.0 11.650 10	3.0 11.450 13	21.0	<b>70.750</b>	
17	Luca SOMMER	2008	KV Solothurn	SO	3.0 11.400 15	3.0 0.0 11.050 20	3.0 11.800 12	4.0 4.0 11.900 21	3.0 11.800 8	3.0 11.600 11	19.0	<b>69.550</b>	
18	Alessio CLEMENTI	2008	SG Lugano	TI	3.0 11.850 4	3.0 0.0 10.300 21	3.0 11.350 18	4.0 4.0 12.700 17	3.0 11.850 6	3.0 11.400 15	19.0	<b>69.450</b>	
19	Timo MÜLLER	2008	TV Subingen	SO	3.0 10.550 22	4.0 0.0 12.050 11	3.0 11.800 12	4.0 4.0 12.500 19	3.0 11.200 20	3.0 11.100 20	20.0	<b>69.200</b>	
20	Lennie-Joe STÄHLE	2008	KV Solothurn	SO	3.0 11.100 20	3.0 0.0 10.250 23	3.0 11.200 21	4.0 4.0 12.050 20	3.0 11.900 5	3.0 11.250 16	19.0	<b>67.750</b>	
21	Gian KÜRSTEINER	2008	TV Ziefen	NKL	3.0 9.700 28	4.0 0.0 12.200 10	3.0 11.300 20	3.0 3.0 11.775 23	3.0 11.100 22	3.0 11.200 18	19.0	<b>67.275</b>	
22	Thierry MARCHON	2009	TV Maisprach	NKL	3.0 10.600 21	1.0 0.0 10.200 24	3.0 10.800 24	3.0 3.0 11.225 26	3.0 11.150 21	3.0 10.600 26	16.0	<b>64.575</b>	
23	Nevio VENTURIERE	2009	TV Liestal	NKL	3.0 9.800 25	3.0 0.0 11.150 19	3.0 10.000 29	3.0 3.0 11.875 22	3.0 10.450 24	3.0 10.900 24	18.0	<b>64.175</b>	
24	Malik COLDEBELLA	2009	BTV Basel	NKL	3.0 9.950 23	1.0 0.0 10.050 25	3.0 11.050 22	3.0 3.0 11.725 24	3.0 10.450 24	3.0 10.950 23	16.0	<b>64.175</b>	
25	Liam PORTMANN	2008	BTV Luzern	LU/OW/NW	3.0 11.200 17	0.5 0.0 8.000 29	3.0 11.050 22	4.0 4.0 12.825 16	3.0 10.850 23	3.0 9.550 30	16.5	<b>63.475</b>	
26	Janno ZEMP	2009	BTV Luzern	LU/OW/NW	3.0 9.550 29	1.0 0.0 10.000 26	3.0 10.800 24	3.0 3.0 11.625 25	2.0 10.250 26	3.0 11.100 20	15.0	<b>63.325</b>	







**RANGLISTE PROGRAMM 1 U9 - MEHRKAMPF**

Rang	Name	Jahrg.	Verein	Verband								Total
27	Nevio URICH	2009	TV Möhlin	NKL	3.0 9.800 25	1.0 0.0 9.750 28	3.0 10.800 24	3.0 3.0 10.900 27	3.0 10.100 27	3.0 10.000 29	16.0	<b>61.350</b>
28	Fynn RICKENBACHER	2009	TV Sissach	NKL	3.0 9.300 30	1.0 0.0 9.950 27	3.0 10.300 27	3.0 3.0 10.850 28	3.0 10.000 28	3.0 10.400 27	16.0	<b>60.800</b>
29	Yuta VON BÜREN	2008	BTV Luzern	LU/OW/NW	3.0 9.850 24	1.0 0.0 10.300 21	3.0 10.200 28	3.0 0.0 3.0 5.125 29	3.0 10.000 28	3.0 10.350 28	14.5	<b>55.825</b>
30	Lorin GREUTER	2008	BTV Luzern	LU/OW/NW	3.0 9.800 25					3.0 11.200 18	6.0	<b>21.000</b>








**RANGLISTE PROGRAMM 1 - MEHRKAMPF**

Rang	Name	Jahrg.	Verein	Verband								Total	
1	Linus EISENRING	2007	TV Wängi	TG	4.0 12.700 12	4.0 15.850 1	4.0 13.500 4	5.0 13.400 10	4.3 13.800 3	4.0 13.400 1	26.7	<b>82.650</b>	G
2	Omar ATEYEH	2007	TV Opfikon-Glattbrugg	ZTV	4.0 12.850 7	4.0 15.800 2	4.0 13.700 2	5.0 13.450 8	4.3 13.800 3	4.0 12.700 22	26.5	<b>82.300</b>	S
3	Ruben HALDIMANN	2007	TZ Fürstenland	SGTV	4.0 12.650 14	4.0 15.150 7	4.0 13.350 11	5.0 12.950 40	4.3 13.800 3	4.0 13.300 4	26.1	<b>81.200</b>	B
4	Ben SCHUMACHER	2008	STV Lenzburg	AG	4.0 12.950 5	4.0 14.950 11	4.0 13.500 4	5.0 13.550 3	4.0 13.300 9	3.5 12.950 12	25.1	<b>81.200</b>	*
5	Nick AEBERSOLD	2007	Kutu Uetendorf	BE	4.0 13.000 3	4.0 15.200 6	4.0 13.000 25	5.0 13.625 2	4.0 13.200 12	4.0 13.100 6	25.8	<b>81.125</b>	*
6	Janic FÄSSLER	2007	TV Wädenswil	ZTV	4.0 13.250 1	4.0 14.650 15	4.0 13.250 13	5.0 13.675 1	4.3 13.550 8	4.0 12.500 26	25.7	<b>80.875</b>	*
7	Paride ROBERTO	2007	SFG Biasca	TI	4.0 12.700 12	4.0 15.100 8	4.0 13.450 6	5.0 13.200 23	3.5 12.850 18	4.0 13.250 5	25.3	<b>80.550</b>	*
8	Leon MONTANILE	2007	Kutu Schaffhausen	SHTV	4.0 13.100 2	4.0 13.250 26	4.0 13.400 8	5.0 13.500 5	4.3 13.800 3	4.0 13.400 1	24.3	<b>80.450</b>	*
9	Elias WEBER	2008	TV Ebikon	LU/OW/NW	4.0 12.850 7	4.0 15.450 4	4.0 13.250 13	5.0 13.300 13	3.5 12.550 21	4.0 13.000 10	25.7	<b>80.400</b>	*
10	Mark LÜTHI	2007	STV Langendorf	SO	4.0 12.850 7	4.0 14.250 18	4.0 13.550 3	5.0 13.400 10	3.5 12.800 20	4.0 13.400 1	24.5	<b>80.250</b>	*
11	Quinn MÜLLER	2007	TV Wädenswil	ZTV	4.0 12.050 35	4.0 15.350 5	4.0 13.350 11	5.0 13.225 17	4.0 13.200 12	4.0 13.050 8	25.9	<b>80.225</b>	*
12	Maximilian GLAESER	2007	Kutu Schaffhausen	SHTV	4.0 12.850 7	4.0 14.550 16	4.0 13.200 16	5.0 13.475 6	4.0 13.000 14	4.0 13.100 6	25.7	<b>80.175</b>	*
13	Jannick ENGEL	2008	TV Romanshorn	TG	4.0 12.650 14	4.0 13.750 23	4.0 13.400 8	5.0 13.225 17	4.0 13.300 9	3.5 12.750 19	24.2	<b>79.075</b>	*
14	Marwan ARMANIOS	2007	E.G.A. Genève	GE	4.0 13.000 3	4.0 13.050 27	4.0 13.450 6	5.0 13.525 4	4.3 13.700 7	3.5 12.250 35	24.4	<b>78.975</b>	*
15	Emanuele MAIER	2008	KV Solothurn	SO	4.0 12.000 37	4.0 14.700 14	4.0 13.100 19	5.0 12.575 60	4.0 13.300 9	4.0 12.950 12	25.3	<b>78.625</b>	*
16	Quentin WEBER	2007	TV Gelterkinden	NKL	4.0 12.250 29	4.0 15.000 9	4.0 12.850 33	5.0 13.275 14	4.0 12.450 23	4.0 12.800 15	26.0	<b>78.625</b>	*
17	Ilan DELORME	2007	E.G.A. Genève	GE	4.0 12.950 5	4.0 12.800 34	4.0 13.100 19	5.0 13.425 9	4.3 13.900 1	3.5 12.350 32	25.2	<b>78.525</b>	*
18	Jan GUGGISBERG	2008	TV Inkwil	SO	4.0 12.550 19	4.0 12.900 29	4.0 13.400 8	5.0 12.950 40	4.3 13.900 1	3.5 12.550 25	25.0	<b>78.250</b>	*
19	Nevio DE SALVADOR	2007	Satus ORO	AG	4.0 12.350 23	4.0 14.300 17	4.0 12.750 35	5.0 13.075 31	4.0 12.900 15	3.5 12.800 15	24.5	<b>78.175</b>	*
20	Nico ALDER	2007	TV Mels	SGTV	4.0 12.650 14	4.0 14.800 13	3.5 12.500 40	5.0 12.925 42	3.5 12.550 21	4.0 12.450 27	24.7	<b>77.875</b>	*
21	Yakouba SOUMARÈ	2007	SG Lugano	TI	4.0 12.300 24	4.0 13.800 22	4.3 13.800 1	5.0 13.225 17	3.5 11.850 38	4.0 12.750 19	24.8	<b>77.725</b>	*
22	Hiroki GÜTIGER	2008	STV Lenzburg	AG	4.0 12.300 24	4.0 15.700 3	4.0 12.950 29	5.0 12.900 44	3.5 11.250 49	3.5 12.450 27	25.2	<b>77.550</b>	*
23	Dimitri KOHLER	2007	TV Lupsingen	NKL	4.0 12.750 11	3.5 12.850 32	4.0 12.950 29	5.0 13.225 17	4.0 12.900 15	4.0 12.850 14	25.0	<b>77.525</b>	*
24	Mauro BUCHER	2007	STV Rickenbach LU	LU/OW/NW	4.0 11.950 39	4.0 13.750 23	4.0 13.200 16	5.0 13.475 6	4.0 12.850 18	3.5 12.150 38	24.7	<b>77.375</b>	*
25	Théau FARQUET	2007	Gym Serrières	NE	4.0 12.400 20	4.0 14.950 11	4.0 13.000 25	5.3 12.625 57	4.0 12.250 26	3.5 12.150 38	25.5	<b>77.375</b>	*
26	Luan MANN	2008	STV Langendorf	SO	4.0 12.200 30	4.0 12.900 29	4.0 13.000 25	5.0 13.375 12	3.5 12.400 24	4.0 12.800 15	24.3	<b>76.675</b>	*
27	Alim ARNAUT	2007	TZ Rheintal	SGTV	4.0 12.400 20	4.0 15.000 9	4.0 12.750 35	5.0 13.050 33	3.5 11.000 55	3.5 12.300 34	24.9	<b>76.500</b>	*
28	Loris MARTY	2008	TSV Rohrdorf	AG	4.0 12.150 32	4.0 12.700 35	4.0 13.000 25	5.0 13.100 30	4.0 12.900 15	4.0 12.600 23	24.2	<b>76.450</b>	*

## RANGLISTE PROGRAMM 1 - MEHRKAMPF







Rang	Name	Jahrg.	Verein	Verband							Total	
29	Ben STADLER	2008	TV Ebikon	LU/OW/NW	4.0 12.600 18	4.0 12.850 32	4.0 13.200 16	5.0 13.250 15	3.5 11.850 38	3.5 12.600 23	24.1 <b>76.350</b>	*
30	Luis REINHARD	2007	KTV Langenthal	BE	4.0 12.300 24	4.0 12.550 38	4.0 12.900 32	5.0 13.175 25	3.5 12.150 28	4.0 13.000 10	23.5 <b>76.075</b>	*
31	Marius BUHOLZER	2007	Gym Berner Oberland	BE	3.5 11.850 42	2.5 12.250 46	4.0 12.950 29	5.0 13.225 17	3.5 12.400 24	4.0 13.050 8	23.3 <b>75.725</b>	*
32	Beano STOCKER	2007	STV Wetzikon	ZTV	4.0 12.300 24	4.0 13.900 21	4.0 12.800 34	5.0 12.575 60	3.0 11.300 47	4.0 12.800 15	23.7 <b>75.675</b>	*
33	Joseph MASCOT	2007	Kutu Schaffhausen	SHTV	4.0 12.650 14	4.0 12.650 36	4.0 12.450 44	5.0 13.175 25	3.5 12.000 35	3.5 12.750 19	23.0 <b>75.675</b>	*
34	Aaron LAMBERTI	2007	SG Lugano	TI	4.0 12.400 20	4.0 12.950 28	4.0 13.100 19	5.0 12.525 62	3.5 12.100 30	3.5 12.200 37	23.0 <b>75.275</b>	*
35	Isaak JELINEK	2007	TV Hegi	ZTV	4.0 12.150 32	4.0 12.000 54	4.0 13.250 13	5.0 12.750 50	3.5 12.100 30	3.5 11.900 44	23.0 <b>74.150</b>	*
36	Ali BERISHA	2007	STV Neuenkirch	LU/OW/NW	3.0 11.850 42	3.0 12.650 36	4.0 13.050 24	5.0 13.025 35	3.0 11.100 51	3.5 12.450 27	20.9 <b>74.125</b>	*
37	Nando STEGER	2008	TSV Rohrdorf	AG	3.5 11.050 62	4.0 14.250 18	3.5 11.800 69	5.0 12.775 48	3.5 12.200 27	3.5 12.000 42	23.6 <b>74.075</b>	*
38	Benjamin BALMER	2008	KTV Oberriet	SGTV	4.0 12.000 37	4.0 12.250 46	4.0 12.500 40	5.0 13.150 28	3.5 12.100 30	3.5 11.650 48	23.0 <b>73.650</b>	*
39	Moritz ANLIKER	2007	TV Wolhusen	LU/OW/NW	4.0 12.200 30	3.0 11.850 57	4.0 13.100 19	5.0 13.225 17	3.0 11.200 50	3.0 11.850 45	21.0 <b>73.425</b>	*
40	Andrin ERDIN	2009	TV Wolfwil	SO	4.0 11.450 54	4.0 12.400 41	4.0 12.700 37	5.0 13.200 23	3.5 12.000 35	3.5 11.550 53	23.0 <b>73.300</b>	*
41	Tom ZÜBLIN	2007	TV Lütisburg	SGTV	4.0 11.700 45	4.0 12.500 40	4.0 12.400 47	5.0 13.000 38	3.5 11.750 42	3.5 11.850 45	23.4 <b>73.200</b>	*
42	Paco KEHTARI	2008	Gym Serrières	NE	4.0 12.050 35	4.0 12.300 44	4.0 12.400 47	5.0 13.075 31	3.0 11.750 42	3.0 11.450 57	22.0 <b>73.025</b>	*
43	Noah WALKER	2007	STV Frauenfeld	TG	4.0 11.800 44	4.0 12.200 49	4.0 13.100 19	5.0 12.800 47	3.0 10.900 61	3.0 11.950 43	22.1 <b>72.750</b>	*
44	Hugo MACHADO DA SILVA	2007	Gym Serrières	NE	4.0 11.550 48	4.0 12.900 29	4.0 12.500 40	5.0 12.850 46	3.0 11.000 55	3.5 11.850 45	22.5 <b>72.650</b>	*
45	Jens FLEISCHLI	2008	STV Eien-Kleindöttingen	AG	3.5 11.550 48	4.0 13.450 25	3.5 11.600 70	5.0 12.475 63	3.5 11.850 38	3.0 11.500 56	21.5 <b>72.425</b>	*
46	Jan STEGER	2006	KTV Oberriet	SGTV	4.0 11.500 51	4.0 12.400 41	4.0 12.400 47	5.0 13.175 25	3.0 10.300 70	3.5 12.400 30	22.5 <b>72.175</b>	
47	Fabio KIRCHHOFER	2007	STV Eien-Kleindöttingen	AG	3.5 10.850 67	4.0 14.050 20	4.0 12.100 58	5.0 12.675 54	3.5 11.650 44	3.0 10.700 79	23.5 <b>72.025</b>	
48	Matthieu GOBET	2008	GASF Romont	FR	3.5 11.900 40	3.5 10.750 77	3.5 12.300 52	5.0 13.050 33	3.5 12.150 28	3.0 11.650 48	21.0 <b>71.800</b>	
49	Noel BÜHLMANN	2008	STV Kriens	LU/OW/NW	3.0 10.850 67	4.0 12.150 50	3.5 12.200 54	5.0 13.125 29	3.0 11.300 47	3.5 12.150 38	21.3 <b>71.775</b>	
50	Dario MARX	2007	TZ Graubünden	GR	3.5 11.650 47	3.5 12.400 41	4.0 12.450 44	5.0 12.125 72	3.0 11.800 41	3.0 11.350 64	21.1 <b>71.775</b>	
51	Sirk HEBEISEN	2008	TV Wolfwil	SO	4.0 12.300 24	3.0 11.400 68	4.0 12.300 52	5.0 13.025 35	4.0 11.900 37	3.0 10.800 77	22.0 <b>71.725</b>	
52	Anthony AMREIN	2007	Satus ORO	AG	4.0 11.500 51	4.0 12.150 50	4.0 12.500 40	5.0 12.325 65	3.0 11.000 55	3.5 12.250 35	22.5 <b>71.725</b>	
53	Nico ENGEL	2008	TV Wolfwil	SO	4.0 10.900 66	4.0 12.300 44	4.0 12.100 58	5.0 13.025 35	3.5 10.950 59	3.5 12.350 32	23.0 <b>71.625</b>	
54	Andrin GANSTER	2007	TV Hegi	ZTV	4.0 11.900 40	4.0 10.400 80	4.0 12.600 39	5.0 12.875 45	3.5 12.050 33	3.5 11.550 53	23.0 <b>71.375</b>	
55	Leon ARETANO	2007	STV Frauenfeld	TG	4.0 11.300 59	4.0 12.550 38	4.0 12.400 47	5.0 12.200 69	3.0 11.050 52	3.0 11.450 57	22.0 <b>70.950</b>	
56	Elias MEHNERT	2008	TZ Rheintal	SGTV	3.0 11.050 62	4.0 12.250 46	4.0 12.050 61	5.0 12.700 51	3.0 10.350 69	3.5 12.400 30	21.5 <b>70.800</b>	

### RANGLISTE PROGRAMM 1 - MEHRKAMPF

Rang	Name	Jahrg.	Verein	Verband								Total
57	Philip-Vlad RUSTICEANU	2008	BTV Bern	BE	3.0 11.200 60	4.0 11.500 63	4.0 12.200 54	5.0 12.975 39	3.0 11.000 55	3.0 11.650 48	21.0	<b>70.525</b>
58	Noé GFELLER	2007	TV Wängi	TG	4.0 12.100 34	4.0 10.900 75	4.0 11.500 73	5.0 12.925 42	3.0 10.950 59	3.5 11.650 48	22.5	<b>70.025</b>
59	Matthias ZETTEL	2005	STV Roggliswil	LU/OW/NW	3.5 10.650 71	3.0 11.400 68	4.0 11.950 62	5.0 13.250 15	3.0 10.650 65	3.5 12.050 41	21.0	<b>69.950</b>
60	Franco JOOS	2008	TZ Graubünden	GR	3.0 11.450 54	4.0 12.050 52	3.5 11.550 72	5.0 12.625 57	3.0 11.050 52	3.0 11.200 71	20.5	<b>69.925</b>
61	Umut MUSLU	2008	STV Lenzburg	AG	4.0 11.200 60	3.0 11.700 58	4.0 12.200 54	4.0 12.300 66	3.0 10.900 61	3.5 11.450 57	21.0	<b>69.750</b>
62	Elija RICKENBACH	2008	STV Frauenfeld	TG	3.0 11.550 48	3.5 11.600 59	4.0 12.650 38	5.0 11.725 79	3.0 10.700 64	3.0 11.400 61	20.5	<b>69.625</b>
63	Kiyan BELLAÏDE	2008	FSG Aire-Le Lignon	GE	3.0 11.350 58	3.0 11.300 71	4.0 12.350 51	4.0 12.300 66	3.0 11.450 45	3.0 10.700 79	19.5	<b>69.450</b>
64	Diego GUTIERREZ	2008	FSG Aire-Le Lignon	GE	3.0 11.400 57	2.0 9.900 84	4.0 12.450 44	3.0 11.900 78	3.0 12.050 33	3.0 11.300 67	18.5	<b>69.000</b>
65	Dylan SCHNEIDER	2008	BTV Bern	BE	3.0 11.450 54	4.0 11.950 55	3.5 11.250 74	4.0 11.975 77	3.0 10.650 65	3.0 11.450 57	20.0	<b>68.725</b>
66	Patrick ZETTEL	2007	STV Roggliswil	LU/OW/NW	3.0 10.450 75	3.0 11.500 63	3.5 11.850 67	4.0 12.000 76	3.0 11.350 46	3.0 11.300 67	19.0	<b>68.450</b>
67	Serafim BOYARINOV	2007	BTV Basel	NKL	3.0 11.000 64	3.0 11.500 63	3.5 12.100 58	3.0 12.075 74	3.0 10.100 72	3.0 11.400 61	19.0	<b>68.175</b>
68	Noah STEGER	2008	KTV Oberriet	SGTV	3.5 10.500 73	4.0 12.050 52	4.0 12.150 57	4.0 12.250 68	2.0 9.800 75	3.5 11.350 64	20.5	<b>68.100</b>
69	Pascal HUNKELER	2007	STV Roggliswil	LU/OW/NW	3.0 10.600 72	3.0 11.500 63	3.5 11.900 63	3.0 11.425 84	3.0 10.900 61	3.0 11.200 71	18.5	<b>67.525</b>
70	Valerio BARACCHI	2008	TV Maienfeld	GR	3.0 11.000 64	3.0 11.600 59	3.5 11.850 67	3.0 12.700 51	2.0 9.100 84	3.0 11.250 69	18.5	<b>67.500</b>
71	Sascha STEGER	2006	TSV Rohrdorf	AG	3.5 9.950 83	3.5 11.100 73	3.0 11.050 78	4.3 12.700 51	3.5 11.050 52	3.0 11.650 48	20.2	<b>67.500</b>
72	Eljoenai KELLER	2008	TZ Graubünden	GR	3.0 10.850 67	3.0 11.450 67	3.5 11.900 63	3.0 12.650 55	2.0 9.550 78	3.0 10.950 76	18.5	<b>67.350</b>
73	Angelo MANGANIELLO	2006	KV Solothurn	SO	4.0 11.700 45	4.0 11.600 59	4.0 11.100 77	5.0 12.650 55	2.0 9.100 84	3.0 11.000 75	21.0	<b>67.150</b>
74	Andriko SCHRANZ	2004	Gym Berner Oberland	BE	3.5 10.850 67	3.0 10.600 78	4.0 11.900 63	5.0 12.625 57	3.0 9.750 76	3.5 11.250 69	21.0	<b>66.975</b>
75	Liam RAAFLAUB	2007	Gym Serrières	NE	3.5 11.500 51	3.0 11.250 72	4.0 11.600 70	4.0 12.375 64	3.0 9.400 80	3.0 10.650 82	20.0	<b>66.775</b>
76	Jonathan SCHEGG	2008	Satus ORO	AG	3.0 10.250 78	3.0 11.550 62	3.0 10.650 83	4.0 12.125 72	3.0 10.500 67	3.0 11.050 74	18.5	<b>66.125</b>
77	Rony FRANK	2007	STV Roggliswil	LU/OW/NW	3.0 10.500 73	3.0 10.900 75	3.5 10.600 84	5.0 12.775 48	3.0 10.100 72	3.0 10.800 77	19.5	<b>65.675</b>
78	Nicola GEISSMANN	2007	STV Lenzburg	AG	3.5 10.350 77	3.0 11.400 68	3.5 11.000 80	3.0 11.675 80	3.0 9.650 77	3.0 11.550 53	19.0	<b>65.625</b>
79	Luca LINIGER	2008	Gym Berner Oberland	BE	3.0 10.150 79	3.0 10.150 81	3.5 11.900 63	4.0 12.025 75	3.0 9.250 82	3.0 11.350 64	19.0	<b>64.825</b>
80	Ilea WANGER	2006	TSV Rohrdorf	AG	3.5 9.300 85	3.0 10.600 78	3.5 11.200 75	4.0 12.175 70	3.0 10.400 68	3.0 9.900 87	19.5	<b>63.575</b>
81	Levin LINIGER	2007	Gym Berner Oberland	BE	3.0 10.400 76	3.5 11.950 55	3.0 11.050 78	3.0 12.150 71	2.0 7.250 89	3.0 10.700 79	18.0	<b>63.500</b>
82	Louis SCHRANER	2004	TSV Rohrdorf	AG	3.5 10.050 80	3.0 10.000 82	3.5 11.000 80	3.0 10.950 87	3.0 10.050 74	3.0 11.400 61	19.0	<b>63.450</b>
83	Sven Ivan MÄRKI	2005	TSV Rohrdorf	AG	3.0 10.050 80	3.0 9.950 83	3.5 11.000 80	3.0 11.675 80	2.0 9.500 79	3.0 11.100 73	17.5	<b>63.275</b>
84	Tim JENTE	2007	Satus ORO	AG	3.0 9.200 86	3.0 11.050 74	3.5 11.200 75	3.0 11.550 83	3.0 9.350 81	3.0 10.000 86	18.5	<b>62.350</b>









**RANGLISTE PROGRAMM 1 - MEHRKAMPF**







Rang	Name	Jahrg.	Verein	Verband							Total
85	Aron Ceano GLEICHERT	2007	STV Eien-Kleindöttingen	AG	3.0 9.700 84	3.0 9.350 85	3.0 10.000 87	3.0 11.675 80	3.0 10.250 71	3.0 10.300 84	18.0 <b>61.275</b>
86	Milos GORDIC	2006	TV Wolhusen	LU/OW/NW	3.0 10.050 80	3.0 7.900 86	3.0 10.450 86	3.0 11.050 86	1.5 8.550 87	2.0 9.250 89	15.5 <b>57.250</b>
87	Jan LE COENT	2006	STV Kriens	LU/OW/NW	2.5 8.550 87	3.0 7.350 87	3.5 10.600 84	3.0 10.175 88	3.0 9.250 82	3.0 10.200 85	18.0 <b>56.125</b>
88	Arsam SOLTANI	2007	STV Kriens	LU/OW/NW	2.0 7.200 89	3.0 6.650 88	3.0 9.000 88	3.0 11.400 85	2.0 8.350 88	3.0 9.300 88	16.0 <b>51.900</b>
89	Mattis LE COENT	2007	STV Kriens	LU/OW/NW	2.5 8.100 88	3.0 5.800 89	3.0 8.500 89	3.0 9.625 89	2.0 8.600 86	3.0 10.450 83	16.5 <b>51.075</b>










**RANGLISTE PROGRAMM 2 - MEHRKAMPF**

Rang	Name	Jahrg.	Verein	Verband							Total	
1	Damiano PONZIO	2006	SFG Bellinzona	TI	4.5 13.450 1	4.0 14.250 11	4.5 13.300 4	3.8 12.750 6	4.3 13.800 1	4.5 13.700 2	26.5 <b>81.250</b>	G
2	Naod FIKADU	2006	BTV Bern	BE	4.5 12.800 9	4.0 15.050 2	4.5 13.700 1	3.8 12.525 14	4.0 13.400 3	4.5 13.450 6	26.8 <b>80.925</b>	S
3	Timi BÜHLMANN	2006	TV Ebikon	SO	4.8 13.400 2	4.0 14.200 13	4.5 13.600 2	3.5 12.650 10	4.0 13.450 2	4.5 13.150 11	27.4 <b>80.450</b>	B
4	Elia SCHAER	2006	SFG Giubiasco	TI	4.5 12.650 13	5.0 15.000 3	4.5 13.150 5	3.5 12.400 19	4.0 13.400 3	4.5 13.700 2	27.3 <b>80.300</b>	*
5	Alexandre DRESSI	2006	SFG Bellinzona	TI	4.5 13.300 3	4.0 14.050 15	4.5 13.400 3	3.5 12.625 11	4.0 13.350 5	4.5 13.400 8	26.7 <b>80.125</b>	*
6	Marvin HEINIMANN	2006	TV Bennwil	NKL	4.5 12.700 12	5.0 15.000 3	3.5 12.500 7	5.0 12.325 22	4.0 13.250 7	4.8 13.750 1	27.2 <b>79.525</b>	*
7	Carlo RIESCO	2006	TV Wädenswil	ZTV	4.5 12.000 22	4.0 14.600 5	4.0 12.350 10	3.5 13.525 1	4.0 13.200 9	4.5 13.300 9	26.5 <b>78.975</b>	*
8	Colin SCHMID	2006	TV Niederglatt	ZTV	4.5 13.100 5	4.0 13.950 16	3.5 12.200 12	3.5 12.675 8	4.0 13.250 7	4.5 13.300 9	24.7 <b>78.475</b>	*
9	Nico OBERHOLZER	2006	TV Opfikon-Glattbrugg	ZTV	4.5 13.050 6	4.0 14.150 14	3.0 11.700 24	3.8 13.025 3	4.0 12.900 14	4.0 12.850 15	24.1 <b>77.675</b>	*
10	Sam-Maximilian WIBAWA	2006	TZ Rheintal	SGTV	4.5 11.850 25	5.0 15.750 1	3.0 11.800 21	3.5 12.225 26	3.5 11.900 31	4.5 13.700 2	25.6 <b>77.225</b>	*
11	Samuel FURTER	2006	STV Lenzburg	AG	4.5 12.800 9	4.0 14.600 5	2.0 11.200 32	3.5 12.600 12	4.0 12.800 17	4.0 13.150 11	23.8 <b>77.150</b>	*
12	Damian BALMER	2006	KTV Oberriet	SGTV	4.8 12.100 21	5.0 14.300 9	3.5 12.200 12	3.5 12.750 6	3.5 12.250 26	4.5 13.450 6	24.8 <b>77.050</b>	*
13	Florian KELLER	2006	SVD Diepoldsau-Schmitter	SGTV	4.5 12.600 14	4.0 14.300 9	3.5 12.200 12	3.5 12.500 15	3.5 12.550 21	4.5 12.800 17	24.8 <b>76.950</b>	*
14	Janik MANN	2006	STV Langendorf	SO	4.5 12.350 19	3.5 12.900 26	3.0 11.950 16	3.5 13.100 2	4.0 12.850 16	4.8 13.550 5	23.5 <b>76.700</b>	*
15	Nils HAAG	2006	TV Hüttwilen	TG	4.8 13.150 4	3.5 14.250 11	3.0 11.500 25	3.5 11.900 42	4.0 13.200 9	3.8 12.300 25	23.9 <b>76.300</b>	*
16	Andrin FLISCH	2006	TV Hegi	ZTV	4.0 11.800 27	4.0 14.400 7	3.0 11.900 18	3.5 12.875 5	3.5 12.300 25	4.0 12.800 17	23.2 <b>76.075</b>	*
17	Filippo DE NARDIS	2006	SG Lugano	TI	4.8 12.950 7	3.5 13.600 18	3.0 11.500 25	3.5 12.450 17	4.0 12.700 18	4.0 12.750 19	24.0 <b>75.950</b>	*
18	Linus WOLFISBERG	2006	STV Neuenkirch	LU/OW/NW	4.5 12.800 9	4.0 12.950 25	3.5 12.500 7	3.5 12.675 8	3.5 12.450 22	3.0 11.900 31	22.1 <b>75.275</b>	*
19	Michel FURRER	2006	STV Ballwil	LU/OW/NW	4.3 11.900 24	4.0 13.500 20	3.5 11.900 18	3.5 12.100 34	4.0 12.700 18	4.3 12.950 14	24.1 <b>75.050</b>	*
20	Nicolas STAUB	2006	TSV Rohrdorf	AG	4.0 11.600 29	4.0 13.600 18	3.0 11.750 22	3.5 12.175 30	4.0 12.950 13	4.0 12.850 15	22.8 <b>74.925</b>	*
21	Ömer DAGDELEN	2006	TV Itingen	NKL	4.8 12.400 18	4.0 13.950 16	3.0 11.750 22	3.8 12.200 27	4.0 13.350 5	3.0 11.200 37	23.6 <b>74.850</b>	*
22	Marvin FRANK	2006	STV Littau	LU/OW/NW	4.5 12.000 22	3.5 11.450 43	3.5 12.600 6	3.5 12.375 20	3.5 12.650 20	4.5 13.100 13	23.0 <b>74.175</b>	*
23	Claudio ALTORFER	2006	TV Rüti	ZTV	4.3 12.550 16	4.0 14.400 7	3.5 12.000 15	3.5 10.925 48	4.0 13.050 12	2.5 11.200 37	22.8 <b>74.125</b>	*
24	Dany LEIMGRUBER	2006	FSG Ancienne La Chaux-de-Fonds	NE	4.8 12.500 17	3.5 13.450 21	3.0 11.350 31	3.5 12.500 15	3.5 11.350 36	4.0 12.650 20	22.9 <b>73.800</b>	*
25	Tim SCHUMACHER	2006	STV Lenzburg	AG	4.5 12.950 7	3.5 12.600 30	3.0 11.150 35	3.5 12.325 22	3.5 12.050 29	3.5 12.300 25	21.5 <b>73.375</b>	*
26	Marius REGAMEY	2006	TV Neftenbach	ZTV	3.5 11.200 30	3.5 13.200 23	3.5 12.400 9	3.5 12.175 30	4.0 13.100 11	3.0 11.050 40	21.4 <b>73.125</b>	*








**RANGLISTE PROGRAMM 2 - MEHRKAMPF**

Rang	Name	Jahrg.	Verein	Verband								Total
27	Leon Tim HABEGGER	2006	Gym Center Emme	SO	4.0 10.700 33	3.5 13.100 24	3.5 12.350 10	3.5 12.000 40	3.5 12.400 24	4.3 12.400 22	22.9	<b>72.950</b>
28	Domenik BRÜHWILER	2006	STV Kirchberg	SGTV	4.5 12.350 19	4.0 12.350 32	3.0 11.450 28	3.5 12.575 13	3.5 11.650 32	4.0 12.350 24	22.9	<b>72.725</b>
29	Nico HOLLENSTEIN	2006	STV Schwarzenbach	SGTV	4.0 10.900 31	3.0 12.300 33	3.5 11.950 16	3.8 12.325 22	3.5 12.450 22	3.0 11.900 31	20.7	<b>71.825</b>
30	Jaron ROHRBACH	2006	BTV Basel	NKL	3.5 9.550 40	4.0 12.700 28	3.5 11.900 18	3.5 12.075 37	4.0 12.900 14	4.0 12.550 21	22.7	<b>71.675</b>
31	Gil KNELLWOLF	2006	STV Wil	SGTV	3.5 10.250 36	3.0 12.650 29	3.0 11.500 25	3.5 12.200 27	3.5 12.150 28	3.5 12.100 28	21.4	<b>70.850</b>
32	Nicola BARACCHI	2006	TV Maienfeld	GR	4.3 11.850 25	3.0 12.250 34	3.0 10.500 38	3.5 12.100 34	3.5 11.550 33	3.5 12.300 25	20.8	<b>70.550</b>
33	Jonas HASLER	2006	STV Frauenfeld	TG	4.0 11.750 28	3.0 12.100 38	3.0 10.450 39	3.5 12.150 32	4.0 12.200 27	3.8 11.850 33	21.5	<b>70.500</b>
34	Justin FREIBURGHÄUS	2006	TV Wolfwil	SO	4.0 10.300 35	3.5 12.500 31	3.0 11.200 32	3.5 12.425 18	3.0 11.950 30	4.0 12.100 28	21.1	<b>70.475</b>
35	Loris MÜLLER	2006	STV Wil	SGTV	3.8 10.900 31	3.0 12.250 34	3.0 10.400 40	5.0 12.950 4	3.5 11.550 33	4.0 11.850 33	21.6	<b>69.900</b>
36	Nevin ARETANO	2006	STV Frauenfeld	TG	3.5 10.150 37	3.0 12.150 37	3.5 11.450 28	5.0 12.200 27	3.0 11.350 36	4.0 12.000 30	21.3	<b>69.300</b>
37	Titouan FIVAZ	2005	FSG Montreux	VD	3.5 9.750 38	3.0 12.200 36	3.0 10.700 37	3.5 12.325 22	3.5 11.050 40	4.0 12.400 22	20.5	<b>68.425</b>
38	Sven HÄFLIGER	2006	TV Lommiswil	SO	3.5 9.700 39	3.5 13.350 22	3.0 11.200 32	3.5 12.375 20	3.0 11.100 39	2.5 10.400 42	19.9	<b>68.125</b>
39	Corentin NICOLET	2005	GASF Romont	FR	3.5 10.500 34	3.0 11.850 39	3.0 10.900 36	3.5 12.075 37	2.5 10.950 41	3.5 11.750 35	19.0	<b>68.025</b>
40	Maxime CHOLLET	2005	GASF Romont	FR	2.5 9.150 41	3.0 11.400 44	3.0 10.400 40	3.5 11.975 41	3.0 10.950 41	3.0 10.000 44	18.0	<b>63.875</b>
41	Tanguy HERCOD	2006	CA Vernier	GE	2.5 7.550 45	3.0 12.800 27	3.0 11.400 30	3.5 11.450 47	3.0 10.400 44	2.5 9.950 45	17.7	<b>63.550</b>
42	Simon STRÄSSLER	2006	TSV Rohrdorf	AG	3.5 9.050 42	3.0 11.650 41	3.0 10.000 42	3.8 11.650 46	3.0 11.250 38	2.5 9.550 47	18.7	<b>63.150</b>
43	Stephan JEANNERAT	2004	TSV Rohrdorf	AG	3.0 8.350 44	3.0 11.100 45	3.0 9.450 45	3.5 12.050 39	3.0 10.450 43	3.0 10.450 41	18.7	<b>61.850</b>
44	Loïc MATHEY	2006	FSG Montreux	VD	3.0 8.400 43	3.0 10.700 46	2.5 9.700 44	3.5 11.825 44	3.0 10.250 45	2.5 10.200 43	17.5	<b>61.075</b>
45	Marvin MAURER	2005	TSV Rohrdorf	AG	2.5 7.150 47	3.0 11.500 42	2.5 9.050 46	3.5 12.150 32	2.5 9.150 47	4.0 11.100 39	18.2	<b>60.100</b>
46	David EBERHARDT	2005	STV Lenzburg	AG	2.5 7.550 45	3.0 11.850 39	2.5 8.350 47	3.5 11.875 43	3.0 10.250 45	3.0 9.200 48	17.5	<b>59.075</b>
47	Luca WÄLTI	2005	STV Wil	SGTV	4.8 12.600 14	0.0 0.000 48	3.0 10.000 42	3.5 12.100 34	3.5 11.450 35	3.5 11.700 36	18.3	<b>57.850</b>
48	Cédric DEMARTINI	2004	FSG Montreux	VD	0.5 5.000 48	3.0 9.000 47	2.5 6.900 48	3.5 11.800 45	2.5 8.350 48	2.5 9.800 46	14.7	<b>50.850</b>







**RANGLISTE PROGRAMM 3 - MEHRKAMPF**

Rang	Name	Jahrg.	Verein	Verband								Total	
1	Nicolò SCORNAIENGI	2005	SG Lugano	TI	4.5 12.700 3	5.0 15.550 2	4.5 13.050 3	3.5 11.900 13	5.0 13.800 1	4.0 13.300 1	29.2	<b>80.300</b>	G
2	Silas FRICKER	2005	Biberist aktiv!	SO	5.0 12.850 2	5.0 13.150 7	4.0 12.200 8	4.5 13.600 1	5.0 13.800 1	4.3 13.300 1	29.3	<b>78.900</b>	S
3	Mirco RIVA	2005	SFG Chiasso	TI	4.5 12.300 4	5.3 15.200 3	5.0 13.500 2	3.5 12.675 5	4.5 11.800 15	4.8 12.800 4	29.8	<b>78.275</b>	B
4	Gianluca HARTMANN	2005	STV Lenzburg	AG	5.0 12.950 1	5.3 15.850 1	3.0 11.000 15	3.5 12.950 3	3.5 12.200 10	3.0 11.800 15	25.9	<b>76.750</b>	*
5	Silas DITTMANN	2005	TV Horgen	ZTV	3.5 12.050 5	5.3 13.250 6	4.3 12.850 4	4.5 12.850 4	4.5 12.600 6	4.5 12.700 8	27.7	<b>76.300</b>	*
6	Janis AEGERTER	2005	Gym Berner Oberland	BE	4.5 11.600 9	4.5 12.550 10	4.0 12.350 6	4.5 13.275 2	4.5 13.050 5	3.5 12.700 8	25.5	<b>75.525</b>	*
7	Beda KOBLER	2005	TV Niederglatt	ZTV	3.0 10.450 16	5.3 14.000 5	4.0 12.250 7	3.5 12.475 7	5.0 13.400 3	4.5 12.800 4	27.9	<b>75.375</b>	*
8	Lukas ULRICH	2005	STV Eien-Kleindöttingen	AG	4.5 11.650 8	4.8 12.300 11	4.0 11.800 12	3.5 12.225 12	3.0 11.500 17	4.0 12.750 7	24.8	<b>72.225</b>	*
9	Brenno DELLA SANTA	2005	US Ascona	TI	4.0 11.200 13	4.5 10.600 19	5.0 13.600 1	3.5 11.375 17	4.0 12.550 7	4.0 12.150 12	25.5	<b>71.475</b>	*
10	Gaël LA GRECA	2005	E.G.A. Genève	GE	5.0 11.950 6	4.5 14.650 4	2.5 10.100 19	3.5 12.450 8	4.5 11.100 20	2.5 11.200 17	25.4	<b>71.450</b>	*
11	Ian STAUBITZER	2005	TV Inkwil	SO	3.5 8.600 23	4.5 12.850 8	3.5 11.950 10	1.0 10.775 22	5.0 13.400 3	4.0 12.900 3	23.0	<b>70.475</b>	*
12	Anthony RODRIGUEZ	2005	Gym Serrières	NE	4.5 10.900 14	4.5 11.850 14	3.5 11.700 14	3.5 12.425 10	4.0 11.700 16	3.5 11.850 14	24.0	<b>70.425</b>	*
13	Paul PEYER	2005	Satus ORO	AG	4.0 11.350 12	5.0 12.850 8	3.5 10.050 20	3.5 11.800 14	4.5 12.050 11	4.0 12.250 11	24.8	<b>70.350</b>	*
14	Aurel WANNER	2005	TV Neftenbach	ZTV	4.0 11.400 11	4.0 10.600 19	4.0 12.450 5	4.5 12.375 11	3.5 12.350 8	3.5 10.100 21	23.5	<b>69.275</b>	
15	Timothy BÄRTSCHI	2005	Gym Serrières	NE	4.5 11.800 7	4.8 10.000 24	4.0 10.950 16	3.5 11.700 15	3.5 11.400 18	4.3 12.800 4	24.6	<b>68.650</b>	
16	Corentin CAILLAUD	2004	Gym Serrières	NE	4.0 10.400 17	4.5 10.150 23	4.0 11.800 12	3.5 12.450 8	4.0 11.300 19	3.5 11.300 16	24.0	<b>67.400</b>	
17	Selim ARNAUT	2005	TZ Rheintal	SGTV	4.5 11.600 9	3.5 9.600 25	3.5 10.600 17	3.5 11.000 20	4.0 11.950 13	3.5 12.350 10	21.3	<b>67.100</b>	
18	Luca SOUSA DE JESUS	2005	US Ascona	TI	3.0 9.600 20	4.5 12.000 13	2.5 8.550 24	3.5 12.500 6	4.5 12.300 9	3.5 11.950 13	22.0	<b>66.900</b>	
19	Elia WETTSTEIN	2004	TSV Rohrdorf	AG	3.5 10.200 19	3.5 11.100 17	3.0 8.800 22	1.0 10.975 21	4.0 12.050 11	3.0 9.600 23	19.3	<b>62.725</b>	
20	Maurice WALTER	2004	STV Lenzburg	AG	3.5 10.400 17	3.5 11.400 15	2.5 8.800 22	1.0 11.275 18	3.5 11.050 22	2.5 9.050 24	17.9	<b>61.975</b>	
21	Noe BLASER	2005	TV Bellach	SO	2.0 7.500 24	5.3 12.200 12	3.0 9.850 21	3.5 10.650 23	3.0 11.100 20	3.0 10.500 20	18.6	<b>61.800</b>	
22	Sidney KUNZ	2002	Gym Berner Oberland	BE	2.5 9.500 22	3.5 11.000 18	3.0 10.150 18	1.0 10.025 24	2.0 10.250 23	3.0 10.550 19	15.2	<b>61.475</b>	
23	Yanik SULC	2005	Biberist aktiv!	SO	4.0 10.900 14	3.5 10.500 21	3.5 11.900 11	3.5 11.625 16		3.5 11.150 18	18.5	<b>56.075</b>	
24	Janni WOLFISBERG	2004	SFG Chêne-Genève	GE		4.0 11.250 16	3.5 12.000 9	3.5 11.200 19	3.5 11.950 13	1.5 9.000 25	14.8	<b>55.400</b>	
25	Robin LOHER	2005	TZ Rheintal	SGTV	3.0 9.600 20	2.0 6.700 26	2.5 8.200 25	1.0 9.550 26	2.0 9.500 24	2.0 9.700 22	12.5	<b>53.250</b>	
26	Karyl BURKHARD	2003	Gym Serrières	NE		3.5 10.500 21		1.0 9.775 25			4.5	<b>20.275</b>	







**RANGLISTE PROGRAMM 4 - MEHRKAMPF**

Rang	Name	Jahrg.	Verein	Verband								Total	
1	Ewan ONOMOR	2004	SFG Chêne-Genève	GE	4.5 12.250 5	4.5 15.100 1	5.0 12.850 4	3.0 13.225 5	4.0 12.900 5	4.0 12.150 6	28.7	<b>78.475</b>	G
2	Jan IMHOF	2004	TV Maisprach	NKL	4.5 12.900 3	4.0 11.800 10	4.0 12.700 6	5.5 13.675 2	4.0 12.600 7	5.8 14.300 1	27.3	<b>77.975</b>	S
3	Kilian SCHMITT	2004	TV Mels	SGTV	5.0 13.450 1	4.0 12.800 2	4.0 12.050 10	6.0 14.000 1	4.0 11.800 11	4.5 12.800 4	28.8	<b>76.900</b>	B
4	Tim LANDOLT	2004	STV Wil	SGTV	4.0 11.950 10	3.5 12.400 7	4.5 13.000 2	4.8 13.250 4	3.8 13.000 4	4.0 12.100 7	24.4	<b>75.700</b>	*
5	Fabio VEZZU	2004	TV Neftenbach	ZTV	4.5 11.800 11	4.0 12.450 5	4.0 11.000 16	5.5 13.225 5	4.0 12.750 6	5.0 12.850 3	27.1	<b>74.075</b>	*
6	Jan SCHUMACHER	2004	TV Rickenbach ZH	ZTV	4.5 12.950 2	4.5 12.550 3	4.0 11.950 14	4.5 13.350 3	3.0 10.100 15	4.5 12.950 2	25.0	<b>73.850</b>	*
7	Milan EXNAR	2004	TV Itingen	NKL	3.5 11.350 14	5.0 12.150 8	4.0 12.800 5	3.0 12.250 9	4.5 13.050 2	4.0 11.200 10	24.5	<b>72.800</b>	*
8	Matteo GIUBELLINI	2004	STV Eien-Kleindöttingen	AG	4.0 12.350 4	3.5 11.350 11	4.0 12.450 9	4.5 12.700 7	3.5 13.050 2	3.0 10.300 12	22.8	<b>72.200</b>	*
9	Silas RÜFENACHT	2004	TV Sissach	NKL	4.0 11.600 12	5.8 12.550 3	5.0 13.350 1	3.0 12.250 9	3.5 12.350 8	4.0 9.450 13	25.7	<b>71.550</b>	*
10	Noah GRIESSER	2004	TV Rüti	ZTV	3.5 12.200 7	3.5 11.200 12	3.5 12.000 11	3.0 11.700 14	3.0 11.400 13	4.5 11.900 9	21.8	<b>70.400</b>	
11	Léon KUSTER	2004	TV Rüti	ZTV	3.5 11.550 13	2.5 9.800 15	3.5 12.000 11	4.5 12.225 11	3.0 11.800 11	4.5 12.500 5	21.0	<b>69.875</b>	
12	Daniel MANRIQUE	2004	E.G.A. Genève	GE	3.5 12.100 8	3.0 9.900 14	4.0 12.600 7	3.0 11.750 13	3.0 11.950 10	1.0 9.100 15	17.8	<b>67.400</b>	
13	Mario BRAND	2004	STV Merenschwand	AG	4.0 12.000 9	2.5 9.450 16	4.0 12.000 11	4.0 12.675 8	3.5 11.050 14	4.0 9.250 14	22.3	<b>66.425</b>	
14	Tim RICHTER	2003	Kutu Schaffhausen	SHTV	4.0 12.250 5	3.0 10.550 13	4.0 11.400 15	3.0 11.250 15	3.0 9.000 16	2.0 8.850 16	19.3	<b>63.300</b>	
15	Alexander MARGGRAF	2004	BTV Basel	NKL	4.0 12.450 5	4.5 12.450 8	4.5 12.175 12	4.5 13.400 1	4.5 10.850 11	22.7	<b>61.425</b>		
16	Lukas WERNLI	2003	STV Lenzburg	AG	1.5 8.450 15	1.5 7.800 17	3.0 9.650 17	1.0 9.450 16	3.0 8.750 17	0.0 7.000 17	10.0	<b>51.100</b>	
17	Lars ENGELI	2004	STV Frauenfeld	TG	4.0 11.950 9	4.0 12.950 3			3.5 12.300 9	4.0 12.000 8	15.5	<b>49.200</b>	







### RANGLISTE PROGRAMM 5 - MEHRKAMPF

Rang	Name	Jahrg.	Verein	Verband							Total	
1	Marc HEIDELBERGER	2002	TV Rümlang	ZTV	9.9 17.650 1	6.6 14.750 6	6.8 14.400 2	4.8 11.950 6	5.1 13.700 4	4.7 12.450 5	37.9 <b>84.900</b>	G
2	David BONT	2002	TV Bülach	ZTV	8.1 16.100 2	7.9 16.350 1	6.5 13.650 5	2.8 11.750 7	5.6 13.250 6	6.0 13.550 2	36.9 <b>84.650</b>	S
3	Linus ROHNER	2002	TV Niederwil	SGTV	6.6 14.600 5	8.1 16.000 3	5.2 12.150 9	2.8 11.450 10	6.4 14.400 1	6.1 14.000 1	35.2 <b>82.600</b>	B
4	Luca MURABITO	2003	Satus ORO	AG	7.6 15.650 3	6.6 14.950 5	4.0 10.650 16	5.0 13.800 1	5.5 13.850 3	3.6 11.300 11	32.3 <b>80.200</b>	*/M
5	Jonas HUWYLER	2002	TV Ebikon	LU/OW/NW	6.9 14.800 4	5.9 10.400 16	5.6 14.000 3	5.0 13.300 3	3.3 11.350 13	4.8 12.350 6	31.5 <b>76.200</b>	*
6	Benjamin PFYFFER	2002	TV Hegi	ZTV	5.9 12.200 11	7.0 13.950 8	3.2 11.450 12	5.0 13.450 2	5.0 12.800 8	5.0 11.600 8	31.1 <b>75.450</b>	*
7	Florian LANGENEGGER	2003	STV Schlossrued	AG	6.3 13.900 6	4.4 12.650 11	4.4 11.150 14	3.2 12.300 4	5.0 11.200 15	3.6 10.900 15	26.9 <b>72.100</b>	*
8	Elia HASLER	2003	TSV Montlingen	SGTV	5.0 13.100 9	3.9 12.300 14	5.1 12.300 8	3.2 11.700 8	4.5 10.500 20	3.5 11.600 8	25.2 <b>71.500</b>	*
9	Alan LAASNER	2002	TV Rickenbach ZH	ZTV	4.8 12.050 13	6.4 14.100 7	4.3 12.150 9	3.2 10.750 14	4.0 11.350 13	4.0 11.050 13	26.7 <b>71.450</b>	*
10	Alessandro SIGNORONI	2003	TV Bellach	SO	4.9 10.800 17	4.7 12.400 13	6.2 12.900 7	2.4 10.900 12	4.9 12.250 9	3.9 11.600 8	27.0 <b>70.850</b>	*
11	Sonam BÜWANG	2002	TV Neftenbach	ZTV	6.1 13.600 8	7.4 12.550 12	3.3 9.950 22	2.2 10.050 18	5.4 11.450 12	6.1 11.650 7	30.5 <b>69.250</b>	*
12	Andri STACHER	2003	STV Frauenfeld	TG	5.3 12.400 10	4.6 10.000 17	2.6 10.100 21	3.2 11.500 9	6.1 13.650 5	3.0 10.400 16	24.8 <b>68.050</b>	*
13	Kevin ULRICH	2003	STV Eien-Kleindöttingen	AG	7.2 13.900 6	2.3 2.300 23	5.5 13.150 6	3.2 12.000 5	4.4 12.200 10	2.8 10.050 18	25.4 <b>63.600</b>	
14	Gabriel RENTSCH	2003	TV Zeglingen	NKL	3.4 11.500 14	2.4 8.500 19	2.8 10.550 18	2.2 10.250 17	2.5 11.000 16	2.2 10.200 17	15.5 <b>62.000</b>	
15	Christian STROPPA	2002	TV Henggart	ZTV	3.1 12.150 12	2.4 6.950 21	2.1 10.800 15	2.4 11.250 11	2.4 10.650 18	2.8 9.300 19	15.2 <b>61.100</b>	
16	Ludovic MEYLAN	1996	FSG Chemex	VD	3.2 11.150 15	2.3 7.900 20	3.6 11.700 11	2.0 10.750 14	2.2 10.750 17	1.3 4.200 20	14.6 <b>56.450</b>	
17	Janic MEIER	2003	TV Maienfeld	GR		5.5 13.950 8	5.8 13.950 4		7.1 14.100 2	7.2 13.000 3	25.6 <b>55.000</b>	
18	Kay SCHLATTER	2002	STV Wetzikon	ZTV		7.4 13.900 10	7.6 15.350 1		4.4 10.350 21	6.3 13.000 3	25.7 <b>52.600</b>	
19	Luca GIUBELLINI	2003	STV Eien-Kleindöttingen	AG		8.1 16.050 2	4.5 11.350 13		5.2 12.050 11	4.2 11.200 12	22.0 <b>50.650</b>	
20	Kevin KUHNI	2003	TV Nunningen	NKL		6.0 11.400 15	4.0 10.600 17		4.4 13.100 7	3.0 11.000 14	17.4 <b>46.100</b>	
21	Julien GRANDIN	1996	FSG Montreux	VD	2.9 11.150 15	3.7 9.600 18		1.6 10.350 16	2.3 10.600 19		10.5 <b>41.700</b>	
22	Sven MÜLLER	2002	TV Wolfwil	SO	4.0 9.700 18	1.7 3.150 22	2.1 10.300 20		2.6 8.000 22		10.4 <b>31.150</b>	
23	Joel SKROTZKI	2001	TV Selzach	SO	4.3 7.700 19		2.1 10.400 19	2.2 10.850 13			8.6 <b>28.950</b>	
24	Iman CLAYTON	2003	BTV Luzern	LU/OW/NW		6.5 15.600 4					6.5 <b>15.600</b>	

## RANGLISTE PROGRAMM 6 - MEHRKAMPF

Rang	Name	Jahrg.	Verein	Verband							Total	
1	Samir SERHANI	1999	TV Hegi	ZTV	5.7 12.750 6	4.5 12.950 2	5.4 14.100 1	4.8 13.700 3	4.7 13.350 3	5.0 13.150 1	30.1 <b>80.000</b>	G
2	Andrin FREY	2000	TV Steffisburg	BE	5.1 13.900 1	4.2 12.400 10	4.6 13.500 2	5.2 13.550 5	4.6 13.300 4	3.6 12.100 13	27.3 <b>78.750</b>	S
3	Jonas MUNSCH	1997	TV Ziefen	NKL	4.4 12.750 6	4.1 12.050 11	4.2 13.100 6	4.8 13.650 4	4.9 13.100 7	4.6 12.750 5	27.0 <b>77.400</b>	B/M
4	Sascha CORADI	1996	TV Bülach	ZTV	5.6 12.100 14	4.6 11.700 14	4.5 13.300 4	4.8 14.150 1	5.7 14.250 1	5.8 11.400 16	31.0 <b>76.900</b>	*
5	Michael MEIER	1992	STV Merenschwand	AG	5.0 10.350 23	4.1 12.450 9	4.5 12.900 10	4.8 13.200 8	5.3 13.300 4	4.9 12.950 3	28.6 <b>75.150</b>	*
6	Dominic TAMSEL	2000	TV Wädenswil	LU/OW/NW	4.3 12.000 15	4.7 13.450 1	4.0 12.950 9	4.0 11.650 23	4.4 12.950 11	4.6 12.150 12	26.0 <b>75.150</b>	*
7	Nicola GRABER	1995	TZ Rheintal	SGTV	4.8 12.800 4	5.1 11.100 21	4.3 13.050 8	4.0 13.000 11	4.8 13.000 9	4.8 12.000 14	27.8 <b>74.950</b>	*
8	Martino MOROSI	1999	US Ascona	TI	5.2 12.900 3	4.2 11.200 18	4.8 11.800 18	4.8 13.800 2	4.1 12.000 18	4.8 12.550 6	27.9 <b>74.250</b>	*
9	Davide BIERI	2001	TV Opfikon-Glattbrugg	ZTV	4.8 12.700 8	4.6 12.650 6	4.1 12.600 13	3.6 12.000 19	4.0 11.600 22	4.1 12.400 7	25.2 <b>73.950</b>	*
10	Christopher TOMCIK	1993	E.G.A. Genève	GE	4.7 12.800 4	3.7 11.200 18	4.1 12.100 17	4.0 13.100 9	4.5 13.200 6	1.7 10.750 21	22.7 <b>73.150</b>	*
11	Kristijan GOJKOVIC	1999	STV Lenzburg	AG	4.7 12.400 11	4.3 11.750 13	3.2 11.350 23	4.0 11.650 23	4.0 13.000 9	4.3 12.300 8	24.5 <b>72.450</b>	*
12	Tobias STÖCKLI	1998	TV Aeschi	SO	4.2 12.400 11	4.7 12.700 5	4.4 12.600 13	4.0 11.950 20	4.8 10.900 27	4.2 11.250 17	26.3 <b>71.800</b>	*
13	Erich ARTSRUNI	2000	BTV Bern	BE	4.1 12.350 13	3.0 9.950 23	3.2 11.650 21	4.0 13.100 9	3.7 12.050 17	4.0 12.300 8	22.0 <b>71.400</b>	*
14	Fabien HERZOG	1999	BTV Luzern	LU/OW/NW	5.2 12.550 9	4.2 9.100 25	3.8 12.850 11	4.8 13.300 7	4.1 11.350 24	4.0 12.200 11	26.1 <b>71.350</b>	*
15	Tim LEITENMAIR	1993	Kutu Schaffhausen	SHTV	4.0 11.300 18	4.8 12.750 4	3.5 12.300 16	4.0 12.300 16	4.2 12.250 15	3.3 9.800 25	23.8 <b>70.700</b>	*
16	Nico NEESER	1999	STV Schlossrued	AG	5.0 13.150 2	4.9 12.850 3	3.0 10.250 26	4.0 12.050 18	4.2 11.100 25	2.6 10.000 24	23.7 <b>69.400</b>	*
17	Théo EZAHR	2000	E.G.A. Genève	GE	4.2 11.050 20	3.4 11.200 18	3.4 11.800 18	3.2 11.500 25	4.1 12.750 12	3.8 10.800 20	22.1 <b>69.100</b>	*
18	Noah BITTERLI	2001	TV Oberbuchsiten	SO	3.8 10.800 21	3.1 11.600 16	4.0 11.450 22	3.2 11.400 26	4.1 12.400 14	3.8 11.150 18	22.0 <b>68.800</b>	*
19	Lamine DELORME	2001	E.G.A. Genève	GE	3.5 11.850 16	4.1 11.550 17	3.3 11.700 20	3.2 11.950 20	3.7 10.500 28	3.8 10.850 19	21.6 <b>68.400</b>	
20	Théo KENKLIES	2000	FSG Montreux	VD	3.8 10.650 22	2.3 9.100 25	3.1 11.350 23	3.2 12.100 17	2.8 11.400 23	2.4 10.050 23	17.6 <b>64.650</b>	
21	Fabio STRAUSS	1999	TV Siblingen	SHTV	3.9 11.250 19	3.2 9.700 24	4.0 10.750 25	3.2 11.700 22	3.4 10.950 26	3.0 10.100 22	20.7 <b>64.450</b>	
22	Benaja MUNSCH	2000	TV Ziefen	NKL	4.7 11.500 17	2.1 9.000 27	3.1 9.950 27	4.0 12.800 13	3.6 12.000 18	3.1 8.700 27	20.6 <b>63.950</b>	
23	Tim RANDEGGER	2000	TV Wädenswil	ZTV		4.6 12.650 6	3.7 12.450 15	4.8 13.400 6	3.5 10.250 29	4.1 12.300 8	20.7 <b>61.050</b>	
24	Janick BRUNNER	1994	TV Lupsingen	NKL		4.8 12.600 8	4.6 13.200 5		5.0 13.100 7	4.6 11.700 15	19.0 <b>50.600</b>	
25	Moreno KRATTER	1998	TV Rüti	ZTV		4.3 10.800 22	4.3 13.100 6		5.0 12.700 13	5.5 13.000 2	19.1 <b>49.600</b>	
26	Ian RAUBAL	2001	TV Opfikon-Glattbrugg	ZTV	4.1 12.450 10	4.3 12.050 11	4.1 12.800 12		4.5 12.150 16		17.0 <b>49.450</b>	
27	David FÜRST	1994	TV Wolfwil	SO		4.4 11.650 15	6.2 13.400 3	4.0 12.600 14	5.0 11.700 20		19.6 <b>49.350</b>	
28	Pascal BUCHER	1989	TV Wehntal	ZTV				4.0 13.000 11	5.9 13.400 2	5.3 12.850 4	15.2 <b>39.250</b>	
29	David DEMARTINI	1994	FSG Montreux	VD				4.0 12.550 15	2.3 11.700 20	2.9 9.700 26	9.2 <b>33.950</b>	

**RANGLISTE OFFENES PROGRAMM - MEHRKAMPF**

Rang	Name	Jahrg.	Verein	Verband							Total	
1	Michael FISCHER	1990	STV Rain	LU/OW/NW	3.5 11.150 2		3.0 10.350 2	3.2 12.150 1	2.8 11.500 2		12.5 <b>45.150</b>	G/M
2	Jonas SCHMIDIGER	1998	STV Rain	LU/OW/NW	3.2 11.350 1			3.2 11.500 3	2.6 11.800 1	2.5 9.900 2	11.5 <b>44.550</b>	S
3	Raphael WOLFISBERG	2000	STV Neuenkirch	LU/OW/NW	2.7 10.200 4		1.8 9.850 4	1.6 <del>9.800</del> 5	2.5 10.850 3	1.7 9.950 1	8.7 <b>40.850</b>	B
4	Yannick DEPALLENS	2002	FSG Montreux	VD	2.3 10.850 3		2.3 10.500 1	1.6 10.100 4	2.0 6.950 5		8.2 <b>38.400</b>	*
5	Diogo DE JESUS	2002	FSG Montreux	VD		2.3 8.250 1	1.7 10.100 3	1.6 9.700 6	2.0 6.550 6		7.6 <b>34.600</b>	
6	Lukas ROOS	2001	STV Rain	LU/OW/NW	2.5 10.000 5	2.1 2.100 2		3.2 11.650 2	2.4 9.300 4		10.2 <b>33.050</b>	
7	Nils LANG	1999	STV Rain	LU/OW/NW				2.2 9.300 7		1.9 9.300 3	4.1 <b>18.600</b>	